

Stainless Steel Mill Products

***Angle, Pipe, Rod, Bar,
Sheet, Plate, Coil,
Tubing and Wire***

ALASKAN COPPER



ALASKAN COPPER & BRASS COMPANY

History

When Alaskan Copper Works was founded as a marine coppersmithing company in 1913, one of its major activities was forming and brazing pipe and pipe fittings made from copper, brass and bronze, primarily for use in the Pacific Northwest shipbuilding industry.

Beginning in the 1920's, many of the area's growing process industries, such as pulp and paper, which had relied on wood stave and cast iron as corrosion resistant materials for their tanks and piping, welcomed the development of a new weldable alloy, silicon bronze. This alloy had special advantages in weight, cost and corrosion resistance. Alaskan Copper Works participated in the transition to this innovative metal and in the development of the welding techniques necessary for its proper fabrication.

In the 1930's, alloys with even better corrosion resistance, such as the austenitic stainless steels, became available and quickly came into general use not only in the pulp and paper industry but also in the other process industries then beginning to develop, such as



Alaskan Copper Works yesterday

petrochemical and food processing. Again, Alaskan Copper Works participated in the application of these new, advantageous materials and in the development of the welding and fabricating procedures required to maximize their usefulness.

Over the intervening years, improvements in our manufacturing capacities have seen the standard lengths of most pipe sizes increase from 4 feet to 10 feet and then to 20 feet. Die-formed smooth-flow

elbows began to be made in small sizes and gradually advanced to include larger sizes and many radii and wall thicknesses. Other advances over the years have led to tees being made with smooth-drawn outlets, the development of many available choices in the types of stub ends for different services and our manufacturing of pipe and fittings to advanced specifications and in "exotic" alloys, including our qualification to produce fittings for the nuclear power industry.

As a result, today's customers of the Stainless Products Division of Alaskan Copper Works benefit from the accumulated experience of one of the nation's largest organizations devoted exclusively to the manufacturing of pipe and pipe fittings in stainless steels, high-nickel alloys, duplex stainless alloys, copper-nickel alloys, aluminum, titanium, zirconium, copper and other weldable corrosion resistant alloys.



Alaskan Copper Works today.

Your Source for Corrosion Resistant Alloys

Alaskan Copper & Brass Company combines the largest and most diverse inventory of alloys in the Pacific Northwest with the very latest in material processing equipment. Our goal is to continue to be a true "service center" for our customers. We provide accurate, rapid quotation services and the ability to deliver material on time, preprocessed if necessary to our customer's exact specifications.

Northwest Owned and Operated

Alaskan Copper & Brass Company has been owned and operated by the same family since 1913. In our Seattle, Portland and Canadian distribution facilities, the emphasis has always been on personal service and long term relationships with our customers. Contract terms, credit terms and special stocking programs can be negotiated locally, with people who understand the Northwest market and its customers.

State of the Art Processing Equipment

Preprocessing of customer material has become more important every year due to more exacting quality requirements in most industries. Alaskan has responded to that demand by investing heavily in new processing equipment. Minimize scrap and save inventory costs! Let Alaskan do your material processing.

Customer Service our Specialty

Our sales staff is backed up by one of the most extensive information systems in the metals industry. Each salesperson has instantaneous access to all of our over 13,000 stocking items through a touch-input computer screen. Questions regarding the status of your order can be answered immediately, without a return call. We value your time as much as you do. This catalog covers sizes, weights and specifications of material for the commercial, military, marine, waste-water, petro-chemical, pharmaceutical, beverage and power industries. Call one of our informed and experienced salespeople for the rapid quotation response you expect in these competitive times.

ALASKAN COPPER

ALASKAN COPPER & BRASS COMPANY

P.O. Box 5067
Portland, Oregon 97208-5067
2440 Southeast Raymond (97202-4638)
(503) 238-7171
Fax: (503) 238-6849
Toll Free: (800) 552-7661
E-MAIL: acbpx@alaskancopper.com

P.O. Box 3546
Seattle, Washington 98124-3546
3223 Sixth Avenue South (98134-2105)
(206) 623-5800
Fax: (206) 382-7335
Toll Free: (800) 552-7661
E-MAIL: acbsea@alaskancopper.com

225 North Road
Coquitlam, B.C. V3K 3V7
Canada
(604) 937-6620
Fax: (604) 937-0838
Toll Free: (800) 667-5456
E-MAIL: acbvr@alaskancopper.com

ALASKAN COPPER PROCESSING CAPABILITIES

Coil Processing

Aluminum, brass, copper, copper-nickel and stainless steel coil stock from .010" through $\frac{3}{8}$ " thick and up to 96" wide are levelled and cut to length on Alaskan's custom-made line.

Shearing

Precision shearing from light gauge to $\frac{3}{8}$ " thick copper alloy material, $\frac{1}{2}$ " thick stainless steel and up to $\frac{3}{4}$ " thick aluminum. Sheet or plate can be sheared in 20 foot continuous lengths using an adjustable backgauge. Plate up to 1" thick can be sheared in lengths up to 48".

Sawing

Abrasive sawing of copper alloy material and stainless steel though 4" thick to close tolerance for rectangles and squares. Metal carbide sawing of aluminum plate through 6" thick. Plate up to 96" x 168" can be sawed in full lengths. Plate up to 12 foot long can be sawed with a +/- .005" inch tolerance.

Splice Welding

Simultaneous welding from both sides by automatic gas tungsten-arc process to achieve any required sheet size from stock material. The weld procedures and welder qualifications conform to Section IX of the ASME Boiler and Pressure Vessel Code. The resulting weld has minimum distortion and minimum reinforcement to allow easy forming such as rolling. Material up to 20 feet in length may be welded together.

Plasma Burning


Computerized automatic plasma burning of any shape can be accomplished. All corrosion resistant alloys can be cut up to 3" thick. Up to 96" x 240" material can be accommodated. A water table is utilized to keep slag and the heat affected zone to a minimum.

Do-All Sawing


Automatic multiple cutting up to 16" by 16" bar or 16" diameter round bar, rod or tubing.

Custom Fabrication


Custom fabrication of most industrial shapes can be performed by our affiliated company, ALASKAN COPPER WORKS. Work will be performed on a complete package basis including material or on a labor only basis utilizing the customer's material. The entire engineering and drafting department of ALASKAN COPPER WORKS is at your disposal, offering computerized design of heat transfer equipment, pressure vessels and tanks.



Alaskan's Cut-To-Length facility allows for efficient use of sheet and plate material.



Order the size that is needed, not just "standard" sizes.



Complex shapes are cut by computerized plasma cutting tables.



Aluminum wet pump pressure vessel used to transfer fish from a ship's hold to the dock.

Table Showing Fractions, Decimals, Centimeters & Millimeters

Fractional Inch	Decimal Inch	Centimeters	Millimeters	Millimeters	Centimeters	Decimal Inch	Fractional Inch
$\frac{1}{64}$.0156	.0396	.3969	13.0969	1.310	.5156	$\frac{33}{64}$
$\frac{1}{32}$.0312	.0792	.7938	13.4938	1.350	.5313	$\frac{17}{32}$
$\frac{3}{64}$.0469	.1191	1.1906	13.8906	1.389	.5469	$\frac{35}{64}$
$\frac{1}{16}$.0625	.1588	1.5875	14.2875	1.429	.5625	$\frac{9}{16}$
$\frac{5}{64}$.0781	.1984	1.9844	14.6844	1.468	.5781	$\frac{37}{64}$
$\frac{3}{32}$.0938	.2383	2.3813	15.0813	1.508	.5938	$\frac{19}{32}$
$\frac{7}{64}$.1094	.2779	2.7781	15.4781	1.548	.6094	$\frac{39}{64}$
$\frac{1}{8}$.125	.3175	3.1750	15.8750	1.588	.625	$\frac{5}{8}$
$\frac{9}{64}$.1406	.3571	3.5719	16.2719	1.627	.6406	$\frac{41}{64}$
$\frac{5}{32}$.1563	.3970	3.9688	16.6688	1.667	.6563	$\frac{21}{32}$
$\frac{11}{64}$.1719	.4366	4.3656	17.0656	1.707	.6719	$\frac{43}{64}$
$\frac{3}{16}$.1875	.4763	4.7625	17.4625	1.746	.6875	$\frac{11}{16}$
$\frac{13}{64}$.2031	.5159	5.1594	17.8594	1.786	.7031	$\frac{45}{64}$
$\frac{7}{32}$.2188	.5558	5.5563	18.2563	1.826	.7188	$\frac{23}{32}$
$\frac{15}{64}$.2344	.5954	5.9531	18.6531	1.865	.7344	$\frac{47}{64}$
$\frac{1}{4}$.250	.6350	6.3500	19.0500	1.905	.750	$\frac{3}{4}$
$\frac{17}{64}$.2656	.6746	6.7469	19.4469	1.945	.7656	$\frac{49}{64}$
$\frac{9}{32}$.2813	.7145	7.1438	19.8438	1.984	.7812	$\frac{25}{32}$
$\frac{19}{64}$.2969	.7541	7.5406	20.2406	2.024	.7969	$\frac{51}{64}$
$\frac{5}{16}$.3125	.7938	7.9375	20.6375	2.064	.8125	$\frac{13}{16}$
$\frac{21}{64}$.3281	.8334	8.3344	21.0344	2.103	.8281	$\frac{53}{64}$
$\frac{11}{32}$.3438	.8733	8.7313	21.4313	2.143	.8438	$\frac{27}{32}$
$\frac{23}{64}$.3594	.9129	9.1281	21.8281	2.183	.8594	$\frac{55}{64}$
$\frac{3}{8}$.375	.9525	9.5250	22.2250	2.223	.875	$\frac{7}{8}$
$\frac{25}{64}$.3906	.9921	9.9219	22.6219	2.262	.8906	$\frac{57}{64}$
$\frac{13}{32}$.4063	1.032	10.3188	23.0188	2.302	.9063	$\frac{29}{32}$
$\frac{27}{64}$.4219	1.072	10.7156	23.4156	2.342	.9219	$\frac{59}{64}$
$\frac{7}{16}$.4375	1.111	11.1125	23.8125	2.381	.9375	
$\frac{29}{64}$.4531	1.151	11.5094	24.2094	2.421	.9531	$\frac{61}{64}$
$\frac{15}{32}$.4688	1.191	11.9063	24.6063	2.461	.9688	$\frac{31}{32}$
$\frac{31}{64}$.4844	1.230	12.3031	25.0031	2.500	.9844	$\frac{63}{64}$
$\frac{1}{2}$.500	1.270	12.7000	25.4000	2.540	1.000	1

Stainless Steel Mill Products

Stainless Steel Angle

Even Leg & Uneven Leg Angle.....	6
----------------------------------	---

Stainless Steel Pipe

Comparison of Wall Thicknesses	7-8
"Annealed" Welded & Seamless Pipe.....	9-10
"As Welded" Pipe & Tubing	11-13

Stainless Steel Rod & Bar

Flat Bar.....	14-15
Hexagon Bar.....	15
Square Bar.....	16
Round Rod.....	17-19
All-Thread Rod.....	20
HRAP Channel.....	21
T-304/304L Structural Tee- Bar.....	22
T-304 Wide Flange I-Beam.....	23
T-304L Tapered Standard I-Beam.....	24

Stainless Steel Sheet, Plate & Coil

T-304 2B	25-26
T-304 #4	27-28
T-304 #8 (Mirror)	29
T-304 #1 HRAP.....	30
T-304-L	31
T-304-L #1 HRAP	32
T-304-L 2B	33
T-316-L 2B.....	34-35
T-316-L #1 HRAP	36-37
T-317-L #1 HRAP	37
T-317-L 2B.....	37
T-304 HRAP Tread Plate.....	38
T-304 Flattened and Expanded Sheet.....	38
T-304 Rigidized Sheet Oxford Pattern Textured	38
T-302 Full Hard Shim Stock.....	39

Stainless Steel Tubing

"Annealed" Welded & Seamless Tubing	40-41
Round Ornamental Tubing.....	42
Rectangular Ornamental Tubing	43
Square Ornamental Tubing	44

Stainless Steel Wire

Stainless Steel Wire.....	45
Stainless Steel Wire Cloth.....	45

Stainless Steel Fasteners

Continuous Hinge	46
------------------------	----

Stainless Steel

300 Series Comparison Guide, Typical Analysis

T-304

<u>Element</u>	<u>Percent</u>	<u>Advantages</u>	<u>Applications</u>
Carbon	0.06%	Simple to fabricate and clean	Stainless steel sinks
Manganese	1.00%	Good corrosion resistance	Milk holding tanks
Silicon	0.50%	Economical maintenance	Brewing and distilling
Chromium	19.00%	Bright, smooth appearance	Food and chemical processing
Nickel	9.25%	Optimum strength-to-weight ratio	Stainless flatware
		Formability	Vacuum bottle liners
		High tensile strength	Pressure vessels for chemicals plants
			Nuclear plant storage tanks

T-304-L

<u>Element</u>	<u>Percent</u>	<u>Advantages</u>	<u>Applications</u>
Carbon	.025%	Resists intergranular corrosion	Dimple-sheet fabrication of tanks
Manganese	1.00%	High corrosion resistance	Vessels for thermal transfer
Silicon	0.50%	Easy to clean, fabricate	Nitrogen fertilizer towers
Chromium	19.00%	High strength-to-weight ratio	
Nickel	10.00%	Controls product contamination	

T-316

<u>Element</u>	<u>Percent</u>	<u>Advantages</u>	<u>Applications</u>
Carbon	.025%	Corrosion, heat resistant,	Chemical storage tanks
Manganese	1.00%	Easy maintenance	Pressure vessels
Silicon	0.50%	Close tolerances	Trays in distillation towers
Chromium	19.00%	Deep drawing	Components for pens
Nickel	13.00%	Superior creep strength	Marine, chemical environments
Molybdenum	3.50%	Good pitting resistance	

T-316-L

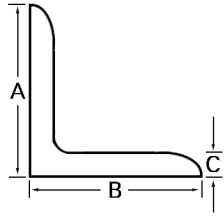
<u>Element</u>	<u>Percent</u>	<u>Advantages</u>	<u>Applications</u>
Carbon	.025%	Deep drawing ability	Tanks, piping and valves
Manganese	1.00%	Close tolerances	Food processing tanks
Silicon	0.50%	Good creep strength	Pails, containers, dicers
Chromium	17.00%	Easy to maintain	Tank trucks
Nickel	12.00%	Superior intergranular	Conveyors
Molybdenum	2.50%	Corrosion resistance	Panel walls

T-317-L

<u>Element</u>	<u>Percent</u>	<u>Advantages</u>	<u>Applications</u>
Carbon	.025%	Excellent corrosion resistance	Storage tanks for corrosive materials
Manganese	1.00%	Minimizes metallic contamination	
Silicon	0.50%	High creep and tensile strength	
Chromium	19.00%	High stress-to-rupture strength	
Nickel	13.00%		
Molybdenum	3.50%		

Stainless Steel Angle

Stainless Steel Angle - Even Leg and Uneven Leg



- Hot Rolled, Annealed, and Pickled
- Specifications: ASTM A 276
- Stocked in 20 to 22 foot random lengths

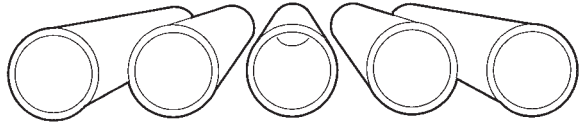
Size	Lbs/Ft	T-304/L Part Number	T-316-L Part Number
1/2 x 1/2 x 1/8	.400	696047	706119
3/4 x 3/4 x 1/8	.590	153609	645737
1 x 1 x 1/8	.800	153617	153641
1 1/4 x 1 1/4 x 1/8	1.010	153675	153659
1 1/2 x 1 1/2 x 1/8	1.230	153683	228878
2 x 2 x 1/8	1.650	153722	228860
1 x 1 x 3/16	1.160	153772	153756
1 1/4 x 1 1/4 x 3/16	1.480	153780	153803
1 1/2 x 1 1/2 x 3/16	1.800	153845	153811
2 x 2 x 3/16	2.440	153853	153887
2 1/2 x 2 1/2 x 3/16	3.070	153895	435077
3 x 3 x 3/16	3.710	485331	669870
1 x 1 x 1/4	1.490	153900	228852
1 1/4 x 1 1/4 x 1/4	1.920	153934	489377
1 1/2 x 1 1/2 x 1/4	2.340	153942	153976
2 x 1 x 1/4	2.400	649294	672815
2 x 2 x 1/4	3.190	153984	154011
2 1/2 x 2 1/2 x 1/4	4.100	154029	154045
3 x 1 1/2 x 1/4	3.600	658968	700765
3 x 2 x 1/4	4.100	232291	653201
3 x 3 x 1/4	4.900	154053	154079
3 1/2 x 3 1/2 x 1/4	5.880	582133	669993
4 x 3 x 1/4	5.800	510843	640567
4 x 4 x 1/4	6.600	154087	228844
5 x 3 x 1/4	6.600	637653	637849
5 x 5 x 1/4	8.100	705804	

Size	Lbs/Ft	T-304/L Part Number	T-316-L Part Number
6 x 3 x 1/4	7.400	636966	637556
6 x 4 x 1/4	8.300	638015	688890
6 x 6 x 1/4	9.800	705812	
2 x 2 x 3/8	4.800	154095	154100
2 1/2 x 2 1/2 x 3/8	5.900	434322	154126
3 x 3 x 3/8	7.200	154134	154150
3 1/2 x 3 1/2 x 3/8	8.650	671071	671089
4 x 3 x 3/8	8.500	658578	658586
5 x 3 x 3/8	9.850	634752	646563
6 x 3 x 3/8	11.100	634906	672695
4 x 4 x 3/8	9.800	154168	228836
5 x 5 x 3/8	12.300	636495	636940
6 x 4 x 3/8	12.400	637548	637564
6 x 6 x 3/8	14.900	636372	637001
8 x 8 x 3/8	20.100	702987	
3 x 3 x 1/2	9.400	488973	489385
4 x 3 x 1/2	12.200	672970	
4 x 4 x 1/2	12.800	461638	656738
5 x 5 x 1/2	16.200	676160	676178
6 x 4 x 1/2	16.200	671429	671437
6 x 6 x 1/2	19.600	646602	646610
8 x 8 x 1/2	26.500	699671	

Dimensions are in inches. All weights are approximate.
 Sizes not shown may be available upon request.

Stainless Steel Pipe

"Annealed" Welded and Seamless Comparison of Wall Thicknesses



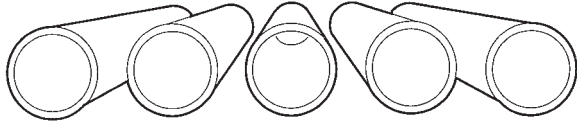
- Alloys Stocked Include Types 304-L and 316-L. Other corrosion resistant alloys are available.
- Specifications: ASTM A 312
- Stocked in 17 - 24 foot random mill lengths, plain ends.
- "Annealed" pipe is used when the specifications referenced are required and is available only in the NPS diameters and schedule wall thickness shown. Welded "annealed" pipe is available per ASTM A 312, ASME SA-312 and ASTM A 358, A 376, A 409 and MIL-P-24691 (corrosion tested) and is stocked in most sizes through 24" diameter. Seamless "annealed" pipe is available per ASTM A 312 and MIL-P-24691 (corrosion tested) and is stocked through 4" size.

Nominal Pipe Size	Outside Diameter	Sch 5s	Lbs/ft	Sch 10s	Lbs/Ft	Sch 40s	Lbs/Ft	Sch 80s	Lbs/Ft	Sch 160	Lbs/Ft	XX Strong	Lbs/Ft
1/8	.405			.049	.19	.068	.25	.095	.32				
1/4	.540			.065	.31	.088	.40	.119	.50				
3/8	.675			.065	.43	.091	.58	.126	.76				
1/2	.840	.065	.55	.083	.69	.109	.87	.147	1.1	.187	1.3	.294	1.8
3/4	1.050	.065	.70	.083	.88	.113	1.2	.154	1.5	.218	2.0	.308	2.5
1	1.315	.065	.88	.109	1.4	.133	1.7	.179	2.2	.250	2.9	.358	3.7
1 1/4	1.660	.065	1.1	.109	1.8	.140	2.3	.191	3.1	.250	3.9	.382	5.3
1 1/2	1.900	.065	1.3	.109	2.1	.145	2.8	.200	3.7	.281	5.0	.400	6.6
2	2 3/8	.065	1.6	.109	2.7	.154	3.7	.218	5.1	.343	7.6	.436	9.2
2 1/2	2 7/8	.083	2.5	.120	3.6	.203	5.9	.276	7.8	.375	10.2	.552	14.0
3	3 1/2	.083	3.1	.120	4.4	.216	7.8	.300	10.5	.438	14.7	.600	19.0
3 1/2	4	.083	3.6	.120	5.1	.226	9.3	.318	12.8			.636	23.4
4	4 1/2	.083	4.0	.120	5.7	.237	11.0	.337	15.3	.531	23.0	.674	28.2
5	5 9/16	.109	6.5	.134	8.0	.258	15.0	.375	21.3	.625	33.7	.750	39.5
6	6 5/8	.109	7.8	.134	9.5	.280	19.4	.432	29.2	.719	46.4	.864	54.4
8	8 5/8	.109	10.1	.148	13.7	.322	29.2	.500	44.4	.906	76.5	.875	74.1
10	10 3/4	.134	15.6	.165	19.1	.365	41.4	.500	56.0	1.125	118	1.00	107
12	12 3/4	.156	21.5	.180	24.7	.375	50.7	.500	67.0	1.312	164	1.00	128
	14	.156	23.6	.188	28.4	.375	55.9	.500	73.8				
	16	.165	28.6	.188	32.5	.375	64.1	.500	84.7				
	18	.165	32.2	.188	36.6	.375	72.3	.500	95.7				
	20	.188	40.7	.218	47.1	.375	80.5	.500	107				
	22	.188	44.8	.218	51.9	.375	88.7	.500	118				
	24	.218	56.7	.250	64.9	.375	96.9	.500	128				
	26					.375	105	.500	139				
	28					.375	113	.500	150				
	30	.250	81.3	.312	101	.375	121	.500	161				
	32					.375	130	.500	172				
	34					.375	138	.500	183				
	36					.375	146	.500	194				
	40					.375	162	.500	216				
	42					.375	171	.500	227				
	48					.375	195	.500	260				

Dimensions are in inches, and are per ANSI B36.19 and ANSI B36.10. All weights are approximate, based on a metal density of .29 lb/in³. Alaskan will use the schedule thicknesses shown for all sizes not specified by a standard unless otherwise directed. Sizes not shown may be available upon request.

Stainless Steel Pipe

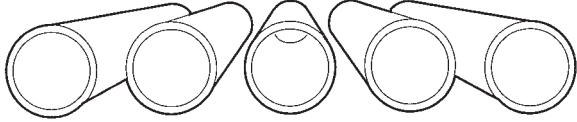
"As Welded" Pipe and Tubing Comparison of Wall Thicknesses



- Alloys Stocked Include Types 304-L and 316-L. Other corrosion resistant alloys are available.
- Stocked in exact 20 foot lengths.
- "As Welded" pipe and tubing is rolled and welded from ASTM A 240 material and is normally supplied untested. ASTM A 778 is considered to be the most applicable ASTM specification for "as welded" pipe and tubing. ASTM A 358 HT-O and ASTM A 409 HT-O also apply to "as welded" pipe but require more extensive testing. Non-standard diameters and cut lengths are available. ID size tubing is available.

Nominal Pipe Size	Outside Diameter	Weight Per Foot											
		Wall Thickness: Listed in Inches with Corresponding Standard Gauge											
		16 .060	14 .075	12 .105	11 .120	10 .134	.165	.187	.218	.250	.312	.375	.500
	2	1.3	1.6	2.2	2.5	2.7							
2	2 ³ / ₈	1.5	1.9	2.6	3.0	3.3							
	2 ¹ / ₂	1.6	2.0	2.7	3.1	3.5							
2 ¹ / ₂	2 ⁷ / ₈	1.8	2.3	3.2	3.6	4.0							
	3	1.9	2.4	3.3	3.8	4.2							
3	3 ¹ / ₂	2.3	2.8	3.9	4.4	4.9	6.0	6.8	7.8	8.9			
	4	2.6	3.2	4.5	5.1	5.7	6.9	7.8	9.0	10.2			
4	4 ¹ / ₂	2.9	3.6	5.0	5.7	6.4	7.8	8.8	10.2	11.6			
	5	3.2	4.0	5.6	6.4	7.1	8.7	9.8	11.4	13.0			
5	5 ⁹ / ₁₆	3.6	4.5	6.3	7.1	8.0	9.7	11.0	12.7	14.5			
	6	3.9	4.9	6.8	7.7	8.6	10.5	11.9	13.8	15.7			
6	6 ⁵ / ₈	4.3	5.4	7.5	8.5	9.5	11.7	13.2	15.3	17.4	21.5	25.6	
	8	5.2	6.5	9.1	10.3	11.5	14.1	16.0	18.5	21.2	26.2	31.3	41.0
8	8 ⁵ / ₈	5.6	7.0	9.8	11.2	12.4	15.3	17.3	20.0	22.9	28.4	33.8	44.4
	10	6.5	8.1	11.4	13.0	14.5	17.7	20.1	23.3	26.6	33.0	39.5	51.9
10	10 ³ / ₄	7.0	8.8	12.2	13.9	15.6	19.1	21.6	25.1	28.7	35.6	42.5	56.0
	12	7.8	9.8	13.7	15.6	17.4	21.3	24.2	28.1	32.1	39.9	47.7	62.9
12	12 ³ / ₄	8.3	10.4	14.5	16.6	18.5	22.7	25.7	29.9	34.2	42.4	50.7	67.0
	14		11.4	16.0	18.2	20.3	25.0	28.2	32.8	37.6	46.7	55.9	73.8
	16		13.1	18.2	20.8	23.2	28.6	32.3	37.6	43.0	53.5	64.1	84.7
	18		14.7	20.5	23.5	26.2	32.2	36.4	42.4	48.5	60.3	72.3	95.7
	20		16.3	22.8	26.1	29.1	35.8	40.5	47.1	54.0	67.2	80.5	107
	22		18.0	25.1	28.7	32.0	39.4	44.6	51.9	59.4	74.0	88.7	118
	24		19.6	27.4	31.3	35.0	43.0	48.7	56.7	64.9	80.8	96.9	128
	26		21.3	29.7	34.0	37.9	46.6	52.8	61.4	70.4	87.6	105	139
	28			32.0	36.6	40.8	50.2	56.9	66.2	75.8	94.4	113	150
	30				39.2	43.8	53.8	61.0	71.0	81.3	101	121	161
	32				41.8	46.7	57.4	65.0	75.7	86.8	108	130	172
	34				44.4	49.6	61.0	69.1	80.5	92.2	115	138	183
	36				47.1	52.5	64.6	73.2	85.3	97.7	122	146	194
	38				49.7	55.5	68.3	77.3	90.0	103	129	154	205
	40				52.3	58.4	71.9	81.4	94.8	109	135	162	216
	42				54.9	61.3	75.5	85.5	100	114	142	171	227
	44				57.6	64.3	79.1	89.6	104	120	149	179	238
	46				60.2	67.2	82.7	93.7	109	125	156	187	249
	48				62.8	70.1	86.3	97.7	114	131	163	195	260

"Annealed" Welded Stainless Steel Pipe



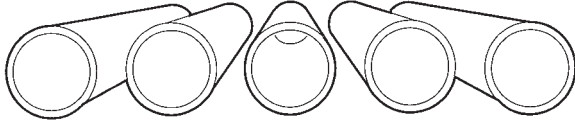
- Alloys Stocked Include Types 304-L and 316-L. Other corrosion resistant alloys are available.
- Specifications: ASTM A 312
- Stocked in 17 - 24 foot random mill lengths, plain ends.
- "Annealed" pipe is used when the specifications referenced are required and is available only in the NPS diameters and schedule wall thickness shown. Welded "annealed" pipe is available per ASTM A 312, ASME SA-312 and ASTM A 358, A 376, A 409 and MIL-P-24691 (corrosion tested) and is stocked in most sizes through 24" diameter.

Nominal Pipe Size	Outside Diameter	Sch 5s		Sch 10s		Sch 40s		Sch 80s	
		T304L Part Number	T316L Part Number	T304L Part Number	T316L Part Number	T304L Part Number	T316L Part Number	T304L Part Number	T316L Part Number
1/8	.405					113358	437362		
1/4	.540					113439	116720		
3/8	.675			113447	116746	113471	116762		
1/2	.840	113502	116788	113544	116796	113560	110960	403096	403169
3/4	1.050	113594	116819	113625	116835	113667	110986	403101	403177
1	1.315	113691	116851	113722	116877	110114	111005	403119	403185
1 1/4	1.660	113764	116916	113798	116940	110130	111021	403143	403193
1 1/2	1.900	113829	116974	113853	117001	113887	111047	403127	403347
2	2.375	113918	117035	113942	117069	113976	117093	403135	403208
2 1/2	2.875	114003	117124	114037	117140	114061	111063	472980	508189
3	3.500	114126	117174	114150	117239	114184	117263	403151	403216
3 1/2	4.000	114249	117352	114273	117386	250419	117417	472875	117433
4	4.500	114338	117467	114362	117491	114396	117556	290875	290906
5	5.563	287848	117611	114485	117645	414982	414990	290883	290914
6	6.625	114574	117734	114605	117768	145842	117823	114697	117857
8	5.625	144529	144820	284701	117912	145850	146204	110156	111102
8	8.625	144529	144820	284701	117912				
10	10.750	114875	258077	284719	284727	145868	146212	114998	118120
12	12.750	144545	118154	115083	284735	145876	146220	290891	290922

Dimensions are in inches, and are per ANSI B36.19 and ANSI B36.10. All weights are approximate, based on a metal density of .29 lb/in³. Alaskan will use the schedule thicknesses shown for all sizes not specified by a standard unless otherwise directed. Sizes not shown may be available upon request.

Stainless Steel Pipe

"Annealed" Seamless Stainless Steel Pipe



- Alloys Stocked Include Types 304-L and 316-L. Other corrosion resistant alloys are available.
- Specifications: ASTM A 312
- Stocked in 17 - 24 foot random mill lengths, plain ends.
- "Annealed" pipe is used when the specifications referenced are required and is available only in the NPS diameters and schedule wall thickness shown. Seamless "annealed" pipe is available per ASTM A 312 and MIL-P-24691 (corrosion tested) and is stocked through 4" size.

Nominal Pipe Size	Outside Diameter	Sch 5s		Sch 10s		Sch 40s		Sch 80s	
		T304L Part Number	T316L Part Number	T304L Part Number	T316L Part Number	T304L Part Number	T316L Part Number	T304L Part Number	T316L Part Number
1/4	.540							462008	
1/4	.540					604765	147404		
3/8	.675							147527	
3/8	.675				147195	259617	591750		
1/2	.840			147098	567492	147307	147420	588757	591768
3/4	1.050			147103	567507	461971	147438	588765	595110
1	1.315			567418	567515	147323	147446	595047	591776
1 1/4	1.660				147234	147331		595055	147666
1 1/2	1.900			147145	147242	147349	147462	595063	591784
2	2.375			567426	567523	147357	147470	595071	591831
2 1/2	2.875				591938		582531	147585	591881
3	3.500			567434		567450	567549	439974	433211
3	3.500				567531				
3 1/2	4.000							595089	
4	4.500			567442	497061	147399	567557	147608	595128
5	5.563					567468	567565	595097	595136
6	6.625			266402	579902	567476	289620	595102	265553
8	8.625					567484	567573		
10	10.750						591946		

Dimensions are in inches, and are per ANSI B36.19 and ANSI B36.10. All weights are approximate, based on a metal density of .29 lb/in³. Alaskan will use the schedule thicknesses shown for all sizes not specified by a standard unless otherwise directed. Sizes not shown may be available upon request.

"As Welded" Stainless Steel Pipe and Tubing T304L - OD



- Alloys Stocked Include Types 304-L and 316-L. Other corrosion resistant alloys are available.
- Stocked in exact 20 foot lengths.
- "As Welded" pipe and tubing is rolled and welded from ASTM A 240 material and is normally supplied untested. ASTM A 778 is considered to be the most applicable ASTM specification for "as welded" pipe and tubing. ASTM A 358 HT-O and ASTM A 409 HT-O also apply to "as welded" pipe but require more extensive testing. Non-standard diameters and cut lengths are available.

Nominal Pipe Size	Outside Diameter	T304L Part number											.160"	.165"	.188"	.250"	
		16 GA	14 GA	12 GA	11 GA	10 GA	8 GA	SCH 5s	SCH 10s	SCH 40s							
3		486890	228179	186987		248420											
3	3 1/2											415077					
	4		270566	185321		228234											
4	4 1/2			299625								415069					
	5		293019			444741*											
	6		228137	229549		184600											
6	6 5/8							608036	228080								
	8		228072	236596		185923											
8	8 5/8	288632						228056	228022								
	10		261892	256716		249696											
10	10 3/4		552675	251936	473203			190669	237738								
	12		545301	251910		452914											
12	12 3/4			247301		265951		191144	228145								
	14			249060		283763		414021	293823								284329
	16			189383	294976	116005		273598	189197								
	18				294968	189032		275168	188971								
	20			228014		188824		275825	188638								
	22					552099			462197								
	24					272974		435190	188418		435116			188492			
	28								553647*			465967*		474908*			
	30					420836*	462553*	496170*	448931*	470784*				405145*			
	30													603947†			
	32																494673*
	36					490572*		575819†	469937*	612467*		465983*	405153*				
	36								451277†					603955†			
	38								498203*								
	42								469953*	506713*				603434*			
	42													603963†			

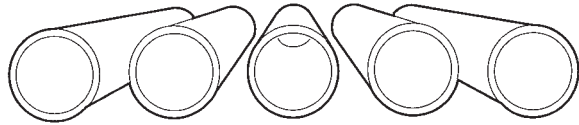
*10 FT

† 12 FT

Dimensions are in inches. All weights are approximate, based on a metal density of .29 lb/in³.

Stainless Steel Pipe

"As Welded" Stainless Steel Pipe and Tubing T316L - OD



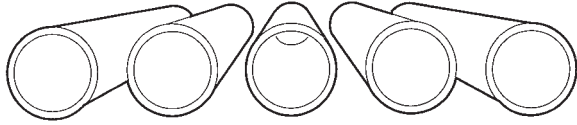
- Alloys Stocked Include Types 304-L and 316-L. Other corrosion resistant alloys are available.
- Stocked in exact 20 foot lengths.
- "As Welded" pipe and tubing is rolled and welded from ASTM A 240 material and is normally supplied untested. ASTM A 778 is considered to be the most applicable ASTM specification for "as welded" pipe and tubing. ASTM A 358 HT-O and ASTM A 409 HT-O also apply to "as welded" pipe but require more extensive testing. Non-standard diameters and cut lengths are available.

Nominal Pipe Size	Outside Diameter	T316L Part Number												
		14 GA	12 GA	11 GA	10 GA	8 GA	SCH 5s	SCH 10s	SCH 20s	SCH 40s	.165"	.188"	.250"	.312"
2			276805		250647									
2	2 3/8							414453						
	2 1/2		435726											
	3	466086	259811		250621									
3	3 1/2						466125	408826						
	4	185428	228161		228153									
4	4 1/2						283357	238881						
	5	184422	115130		411552									
	6	228828	184757		228129									
6	6 5/8	187941					605729	227995						
	8	228064	186165		247369									
8	8 5/8						228048	228030						
	10	261915	115732		115334									
10	10 3/4	411764	190813				190635	237746				299780		
	12	190570	190457		422529	495302								
12	12 3/4		189951		190156		299201	237102	263284					
	14	261428	261177		408525		422545	293815						456390
	16		189309	292869	189244		191233	189171						
	18		297063	275150	189024		228226	188947					463143	
	20		288519		188793		275702	188612		446866*				
	22							487561						
	24				188557		408583	188387		417320	436277	188468		412320
	24							470831*						
	28				476455*			554211*						
	30						409547*	403410*		462032*		419453*		
	30						598972†							
	32													456081*
	36			421890*	404296*			508406*				509135*	293970*	
	36				604333†								602878†	
	42									506739*			598964†	
	48												590990*	

*10 FT

† 12 FT

Dimensions are in inches. All weights are approximate, based on a metal density of .29 lb/in³.

"As Welded" Stainless Steel Pipe and Tubing - ID

- Alloys Stocked Include Types 304-L and 316-L. Other corrosion resistant alloys are available.
- Stocked in exact 20 foot lengths.
- "As Welded" pipe and tubing is rolled and welded from ASTM A 240 material and is normally supplied untested. ASTM A 778 is considered to be the most applicable ASTM specification for "as welded" pipe and tubing. ASTM A 358 HT-O and ASTM A 409 HT-O also apply to "as welded" pipe but require more extensive testing. Non-standard diameters and cut lengths are available.

Inside Diameter	T304L Part Number		
	14 GA	12 GA	11 GA
2	485967		
2 1/2	485983		485616
3	112904	262131	485357
4	112849	112750	485991
6	112661	112548	
8		112483	
12			562109
14		485496	485608


Inside Diameter	T316L Part Number			
	14 GA	12 GA	11 GA	10 GA
2	485975			
2 1/2	112946		474063	
3	486002		473465	
4	112784	112726	473198	585872
6	125779	112572	473229	585856
6		112603*		
8		112459	473237	585848
8		585814*		
10		112360	473245	585830
10		585822*		
12		585880	473253	585864
14			473261	

* 10 FT Length

Dimensions are in inches. All weights are approximate, based on a metal density of .29 lb/in³.

Stainless Steel Rod & Bar

Stainless Steel Flat Bar



- T304(L) and T316(L) - Hot Rolled, Annealed, and Pickled, T303 - Cold Drawn, Annealed (CDA) ASTM A 582
- T304(L), T316(L) - Sizes 1/8" to 1/2" THK ASTM A 276 Flat Strip, Plate Cut
- Sizes 1/2" to 1" THK ASTM A 276 Flat Bar, HRAP

Size	Lbs/ Ft	Lbs/ 12 Ft	T-303 Part Num.	T-304/304L Part Num.	T-316/316-L Part Num.	Size	Lbs/Ft	Lbs/ 12 Ft	T-303 Part Num.	T-304/304-L Part Num.	T-316/316-L Part Num.
1/8 x 1/2	.213	2.556		152768	637491	1/4 x 3 1/2	3.260	39.120		626068	661220
1/8 x 3/4	.319	3.828		152776	152784	1/4 x 3 1/2	3.260	39.120		644325*	
1/8 x 7/8	.372	4.460		589216		1/4 x 4	3.400	40.800	652946*	153219	420276
1/8 x 1	.425	5.100		152807	152792	1/4 x 4	3.400	40.800		506917*	
1/8 x 1 1/4	.531	6.372		152823		1/4 x 5	4.250	51.000		422317	472859
1/8 x 1 1/2	.638	7.656		152857	152849	1/4 x 6	5.100	61.200		413805	472867
1/8 x 1 3/4	.744	8.930			589224	1/4 x 6	5.100	61.200		658950*	
1/8 x 2	.850	10.200		152865	152873	1/4 x 8	6.800	81.600		495679	
1/8 x 2 1/2	1.060	12.720		131487	680795	3/8 x 1/2	.636	7.636		435475*	
1/8 x 3	1.280	15.360		152881	432702	3/8 x 3/4	.956	11.470		554083*	
1/8 x 4	1.700	20.400		475865	432710	3/8 x 1	1.280	15.360	653251*	153235	153227
1/8 x 6	2.520	30.240		636974	151908	3/8 x 1	1.280	15.360		282238*	
3/16 x 1/2	.319	3.828		152899		3/8 x 1 1/4	1.594	19.130		153251	558914
3/16 x 3/4	.478	5.736		152904	657328	3/8 x 1 1/2	1.913	22.960	652962*	153269	153285
3/16 x 1	.638	7.656	670017*	152912	152920	3/8 x 1 1/2	1.913	22.960		282246*	
3/16 x 1 1/4	.797	9.564	670009*	152946	152938	3/8 x 2	2.550	30.600	652904*	153308	153293
3/16 x 1 1/2	.957	11.480	670025*	152954	152962	3/8 x 2	2.550	30.600		282254*	
3/16 x 2	1.280	15.360	658641*	152988	152970	3/8 x 2 1/2	3.188	38.256		153316	468737
3/16 x 2 1/2	1.590	19.080		246737	462359	3/8 x 3	3.825	45.900	652912*	153324	153332
3/16 x 3	1.910	22.920	658780*	152996	153007	3/8 x 3	3.825	45.900		282270*	
3/16 x 4	2.560	30.720		299065	488826	3/8 x 3 1/2	4.463	53.560		508650	594041
3/16 x 5	3.188	38.256		496269		3/8 x 4	5.100	61.200		153358	153340
3/16 x 6	3.825	45.900		496277	637904	3/8 x 5	6.375	76.500		435394	476942
3/16 x 8	5.120	61.440		495661		3/8 x 6	7.650	91.800		428973	476950
1/4 x 1/2	.425	5.100		153015	677970	3/8 x 8	10.200	122.400		495687	670237
1/4 x 1/2	.425	5.100		559910*	677988*	1/2 x 3/4	1.275	15.300		625232*	638065*
1/4 x 3/4	.636	7.630		453031	420307	1/2 x 1	1.700	20.400	653269*	153366	153374
1/4 x 3/4	.636	7.630		255396*		1/2 x 1 1/4	2.125	25.500		153382	
1/4 x 1	.850	10.200	653243*	153049	153065	1/2 x 1 1/4	2.125	25.500		282301*	
1/4 x 1	.850	10.200		410378*		1/2 x 1 1/2	2.550	30.600	652970*	153390	153413
1/4 x 1 1/4	1.060	12.720	655279*	153073	466248	1/2 x 1 1/2	2.550	30.600		282319*	635148*
1/4 x 1 1/4	1.060	12.720		564834*		1/2 x 1 3/4	2.975	35.700			589232
1/4 x 1 1/2	1.280	15.360	652954*	153081	153104	1/2 x 2	3.400	40.800	652873*	153439	153421
1/4 x 1 1/2	1.280	15.360		261208*		1/2 x 2	3.400	40.800		282327*	640193*
1/4 x 1 3/4	1.614	19.370		466036		1/2 x 2 1/2	4.250	51.000		153455	508595
1/4 x 2	1.700	20.400	652920*	153120	153112	1/2 x 3	5.100	61.200	652881*	153463	153489
1/4 x 2	1.700	20.400		269971*		1/2 x 3	5.100	61.200		517316*	
1/4 x 2 1/2	2.120	25.440		153154	153162	1/2 x 4	6.800	81.600	652899*	153497	433423
1/4 x 2 1/2	2.120	25.440		595649*		1/2 x 4	6.800	81.600		618730*	658073*
1/4 x 3	2.550	30.600	652938*	153188	153170	1/2 x 5	8.500	102.000		298205	471968
1/4 x 3	2.550	30.600		422480*		1/2 x 6	10.200	122.400		433415	440771

*Square Edge (True)

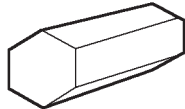
Dimensions are in inches. All weights are approximate.
 Sizes not shown may be available upon request.

Stainless Steel Flat Bar (continued)

Size	Lbs/Ft	Lbs/12 Ft	T-303 Part Num.	T-304/304L Part Num.	T-316/316-L Part Num.	Size	Lbs/Ft	Lbs/12 Ft	T-303 Part Num.	T-304/304-L Part Num.	T-316/316-L Part Num.
1/2 x 6	10.200	122.400		658730*	715346*	1 x 1 1/2	5.100	61.200	652768*	486599*	639710*
1/2 x 8	13.600	163.200		495695	629749	1 x 1 3/4	5.950	71.400		677750*	677768*
5/8 x 1	2.125	25.500		403266*	658235*	1 x 2	6.800	81.600	652776*	153560*	584999*
5/8 x 1 1/4	2.656	31.872		411366*	658243*	1 x 2 1/2	8.500	102.000		675619*	675627*
5/8 x 1 1/2	3.190	38.280		153510*	658251*	1 x 3	10.200	122.400	652789*	153586*	566608*
5/8 x 2	4.250	51.000		153528*	153536*	1 x 3 1/2	11.900	142.800		675651*	675669*
5/8 x 2 1/2	5.315	63.780		487820*	658269*	1 x 4	13.600	163.200	652792*	248200*	562361*
5/8 x 3	6.380	76.560		131542*	658277*	1 x 5	17.000	204.000		658895*	683468*
5/8 x 4	8.500	102.000		554075*	658285*	1 x 6	20.420	245.040	652807*	618798*	637572*
5/8 x 6	12.750	153.000		657489*	672920*	1 1/4 x 2 1/4	9.563	114.800		554091*	
3/4 x 1	2.550	30.600		222505*	567620*	1 1/2 x 2	10.250	123.000	670960*	652823*	669016*
3/4 x 1 1/4	3.188	38.256		672043*	496633*	1 1/2 x 2 1/2	12.750	153.000		580115*	669024*
3/4 x 1 1/2	3.830	45.960	652718	153544*	415239*	1 1/2 x 3	15.300	183.000		654003*	669032*
3/4 x 2	5.100	61.200	652726*	248195*	584973*	1 1/2 x 4	20.400	244.800		658065*	669040*
3/4 x 2 1/2	6.375	76.600		248218*	566616*	1 1/2 x 6	30.600	367.200		654011*	669058*
3/4 x 3	7.650	91.800	652734*	222440*	585652*	2 x 3	20.400	244.800		658057*	683450*
3/4 x 4	10.704	128.448	652742*	404369*	625517*	2 x 4	27.200	326.400		499128*	683442*
3/4 x 5	13.100	157.200		645216*	663654*						
3/4 x 6	15.700	188.400	652750*	582159*	665559*						

*Square Edge (True)

Stainless Steel Hexagon Bar



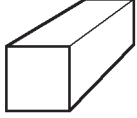
- Cold Drawn Finish
- Stocked in 12 foot random lengths

Size	Lbs/Ft	Lbs/12 Ft Length	T-303 Part Number	T-304/304L Part Number	T-316/316L Part Number
3/16	.103	1.236	228894		
1/4	.184	2.208	151152		
5/16	.288	3.456	151178		673641
3/8	.414	4.968	151186		
7/16	.564	6.768	151194		
1/2	.736	8.832	151225	151217	687284
5/8	1.150	13.800	151267	151259	151241
3/4	1.656	19.872	151275	151283	151291
7/8	2.254	27.048	151322		
1 5/16	2.588	31.056	151330		
1	2.954	35.340	151348	151356	151364
1 1/4	4.600	55.200	151403	151398	221664
1 1/2	6.620	79.440	151445	587230	681377
1 5/8	8.400	100.800		597772	
2	11.780	141.400	151453	658463	151461
2 3/8	16.610	199.300			509525
2 1/2	18.400	220.800	658471	658489	151500
3	26.500	318.000	658497	658502	658510

Dimensions are in inches. All weights are approximate. Sizes not shown may be available upon request.

Stainless Steel Rod & Bar

Stainless Steel Square Bar



■ Straight lengths, 12 foot random lengths

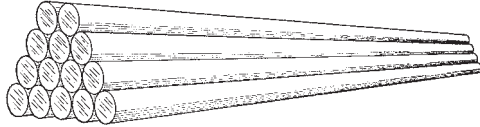
Size	Lbs/Ft	Lbs/12 Ft Length	T-303 Part Number	T-304/304L Part Number	T-316/316L Part Number
$\frac{1}{8}$.053	.636			150928
$\frac{3}{16}$.120	1.434		499110	150936
$\frac{1}{4}$.213	2.556		150952	150944
$\frac{5}{16}$.332	3.984		552067	150960
$\frac{3}{8}$.478	5.736		150986	150978
$\frac{1}{2}$.850	10.200	621270	150994	151005
$\frac{5}{8}$	1.320	15.840		151021	151013
$\frac{3}{4}$	1.913	22.956	620339	151039	151047
$\frac{7}{8}$	2.603	31.236		151063	151055
1	3.400	40.800	620347	151071	151097
1 $\frac{1}{8}$	4.303	51.636		163426	
1 $\frac{1}{4}$	5.310	63.760	705448	151110	151102
1 $\frac{1}{2}$	7.650	91.800	594732	151128	151136
2	13.600	163.20	632946	151144	564559
2 $\frac{1}{4}$	17.210	206.600		580123	
2 $\frac{1}{2}$ (HRAP)	21.250	255.000	626767	462579*	610106*
3	30.600	367.200	509703**	509698**	586828**
4	54.400	630.000		662302**	669066**

* Cold Drawn

** Hot

Dimensions are in inches. All weights are approximate.
 Sizes not shown may be available upon request.

Stainless Steel Round Rod



■ Type and Finish

- Stocked in 12 foot random straight lengths, Sizes $\frac{3}{16}$ " and smaller Cold Drawn Annealed (CDA); Sizes $\frac{1}{4}$ " to 4" Smooth Turned (ST); Over 4" Rough Turned (RT)

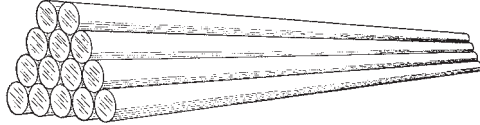
Diameter	Lbs/Ft	Lbs/ Length	T-303 Part #	T-304/L Part #	T-316L Part #
$\frac{1}{8}$.042	.504	151518	151526	151534
$\frac{3}{16}$.094	1.128	151568	151550	151542
$\frac{1}{4}$.169	2.026	151576	151584	151592
$\frac{5}{16}$.262	3.144	151649	151631	151623
$\frac{3}{8}$.378	4.536	151657	151665	151673
$\frac{7}{16}$.514	6.168	151699	435174	151704
$\frac{1}{2}$.671	8.052	151720	151738	151712
$\frac{9}{16}$.845	10.140	151788	151770	151762
$\frac{5}{8}$	1.050	12.600	151796	151801	151835
$\frac{11}{16}$	1.262	14.144	151851		
$\frac{3}{4}$	1.51	18.120	151869	151877	151908
$\frac{13}{16}$	1.778	21.336	409987		494908
$\frac{7}{8}$	2.045	24.540	151924	151932	151966
$\frac{15}{16}$	2.350	28.200	151974	649210	297568
1	2.680	32.160	152019	152027	152001
1 $\frac{1}{8}$	3.380	40.560	152093	152116	152077
1 $\frac{3}{16}$	3.766	45.190	152158	152166	152190
1 $\frac{1}{4}$	4.170	50.040	152239	152247	152205
1 $\frac{5}{16}$	4.600	55.200		153549	
1 $\frac{3}{8}$	5.020	60.240	152352	152360	152336
1 $\frac{7}{16}$	5.518	66.216	540759	152425	
1 $\frac{1}{2}$	6.010	72.120	152459	152433	152475
1 $\frac{9}{16}$	6.520	78.240		163523	
1 $\frac{5}{8}$	7.015	84.600	152530	152556	152572
1 $\frac{11}{16}$	7.600	91.200	152598		
1 $\frac{3}{4}$	8.180	98.160	152611	152637	152695
1 $\frac{7}{8}$	9.388	112.656		152734	152718
1 $\frac{15}{16}$	10.020	120.240	567882	152750	228917
2	10.680	128.160	132093	132116	132132
2 $\frac{3}{16}$	12.778	53.336	132205	163484	132182
2 $\frac{1}{4}$	13.519	162.228	132221	132247	132263

Diameter	Lbs/Ft	Lbs/Length	T-303 Part #	T-304/L Part #	T-316L Part #
2 $\frac{3}{8}$	15.062	180.744	286208	132328	132302
2 $\frac{7}{16}$	15.860	190.320		133120	
2 $\frac{1}{2}$	16.690	200.280	132360	132386	132409
2 $\frac{5}{8}$	18.400	220.800			133366
2 $\frac{3}{4}$	20.200	242.400	132483	221876	132467
2 $\frac{7}{8}$	22.070	264.840	221999		286096
3	24.030	288.360	132491	132514	132530
3 $\frac{1}{8}$	26.118	313.416	686945		473431
3 $\frac{1}{4}$	28.206	338.472	132645	132629	132603
3 $\frac{3}{8}$	30.420	365.040			133421
3 $\frac{1}{2}$	32.710	392.520	132661	132687	132700
3 $\frac{5}{8}$	35.090	421.100			133447
3 $\frac{3}{4}$	37.552	450.624	132807	132784	132768
4	42.726	512.712	132815	132831	132857
4 $\frac{1}{2}$	54.070	648.840	132954	132946	132920
5	66.760	801.120	132988	133007	133023
5 $\frac{1}{4}$	73.600	883.200			417532
5 $\frac{1}{2}$	80.780	969.360		133188	133162
5 $\frac{3}{4}$	90.935	303.114		681806	288836
6	96.130	1153.560		133201	133227
6 $\frac{1}{2}$	114.420	1373.040		133285	
6 $\frac{3}{4}$	121.700	1460.400		677132	613405
7	130.830	1569.960		232322	499136
7 $\frac{1}{2}$	152.210	1826.520		597447	268810
8	170.900	2050.800		133308	133324
9	216.300	2595.600		486905	563021
10	267.000	3204.000		486913	
11	323.040	3876.480		490310	
12	384.500	4614.000		486921	
14	523.320	6279.840		560644	
16	683.520	8202.240		649642	

Dimensions are in inches. All weights are approximate. Sizes not shown may be available upon request.

Stainless Steel Rod & Bar

Stainless Steel Round Rod



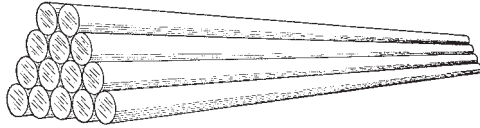
- Type and Finish
- Stocked in 12 foot random straight lengths, Sizes $\frac{3}{16}$ " and smaller Cold Drawn Annealed (CDA); Sizes $\frac{1}{4}$ " to 4" Smooth Turned (ST); Over 4" Rough Turned (RT)

Diameter	Lbs/Ft	Lbs/ Length	17-4 PH (T-630) Condition A Part Number
$\frac{5}{8}$	1.050	12.600	648858
$\frac{3}{4}$	1.510	18.120	647894
$\frac{7}{8}$	2.045	24.540	648735
1	2.680	32.160	647909
1 $\frac{1}{8}$	3.380	40.560	647917
1 $\frac{1}{4}$	4.170	50.040	648743
1 $\frac{5}{16}$	4.600	55.200	647925
1 $\frac{3}{8}$	5.020	60.240	648751
1 $\frac{1}{2}$	6.010	72.120	647933
1 $\frac{5}{8}$	7.015	84.600	648832
1 $\frac{3}{4}$	8.180	98.160	647975
2	10.680	128.160	647941
2 $\frac{1}{8}$	12.060	144.720	648840
2 $\frac{1}{4}$	13.519	162.228	648769
2 $\frac{1}{2}$	16.690	200.280	647959
2 $\frac{3}{4}$	20.200	242.400	648777
3	24.030	288.360	647967
3 $\frac{1}{2}$	32.710	392.520	648785
4	42.726	512.712	648793
4 $\frac{1}{2}$	54.070	648.840	649553
4 $\frac{3}{4}$	60.250	723.000	651958
5	66.760	801.120	651966
10	267.000	3204.000	654370

Dimensions are in inches. All weights are approximate.
 Sizes not shown may be available upon request.

Stainless Steel Rod & Bar

Stainless Steel Round Rod



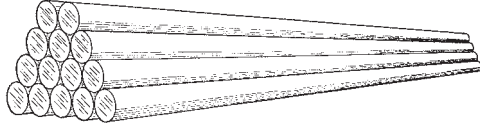
■ Type and Finish

- Stocked in 12 foot random straight lengths, Turned, Ground & Polished Rod. $\frac{1}{2}$ " through $1\frac{1}{2}$ " + .000"/-.0015", $1\frac{5}{8}$ " through 2" +.000/-.002".

Diameter	Size	Lbs/Ft	Lbs/ Length	TG&P T303 Part Number	TG&P T304 Part Number
$\frac{1}{2}$	(.4995/.4985)	.6710	8.052	653146	413318
$\frac{5}{8}$	(.6245/.6235)	1.050	12.600	653154	636306
$\frac{3}{4}$	(.7495/.7485)	1.510	18.120	653162	508260
$\frac{7}{8}$	(.8740/.8730)	2.045	24.540		
1	(.9995/.9985)	2.680	32.160	653170	408965
$1\frac{1}{4}$	(1.2495/1.2485)	4.170	50.040	653188	507353
$1\frac{3}{16}$	(1.186/1.185)	3.766	45.192		587133
$1\frac{7}{16}$	(1.437/1.436)	5.518	66.216		508309
$1\frac{1}{2}$	(1.4995/1.4985)	6.010	72.120	653196	553053
$1\frac{5}{8}$	(1.6245/1.6235)	7.015	84.600		
$1\frac{15}{16}$	(1.937/1.9355)	10.020	120.240		409000
2	(1.995/1.9980)	10.680	128.160		413342

Dimensions are in inches. All weights are approximate.
 Sizes not shown may be available upon request.

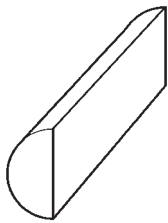
Stainless Steel All-Thread Rod



■ T304 (18-8), T316

Diameter	Thread	Lbs/Ft	Lbs/ Length	T-304 Part Number	T-316 Part Number
1/4	20	.168	2.016	165907	165915
5/16	18	.262	3.144	165949	165965
3/8	16	.398	4.536	165999	165973
7/16	14	.514	6.168	166018	166034
1/2	13	.671	8.052	166050	166076
5/8	11	1.050	12.600	166092	166123
3/4	10	1.510	18.120	166149	166165
7/8	9	2.045	24.540	166181	
1	8	2.680	32.160	166212	166238
1 1/4	7	3.570	42.840	511190	

Stainless Steel Half Round Rod



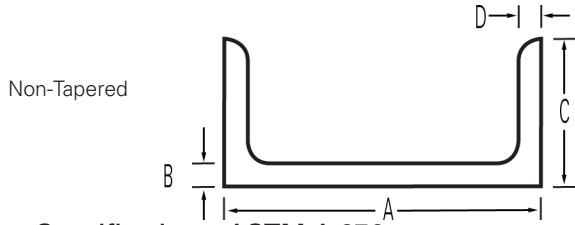
- ASTM A 276
- Stocked in 20 FT lengths

Size	Lbs/Ft	Lbs/ Length	T-304 Part Number
1/2 x 1/4	.340	6.710	588618
5/8 x 5/16	.530	10.500	588626
3/4 x 3/8	.755	15.100	588634

Dimensions are in inches. All weights are approximate.
 Sizes not shown may be available upon request.

Stainless Steel Rod & Bar

HRAP Structural Channel

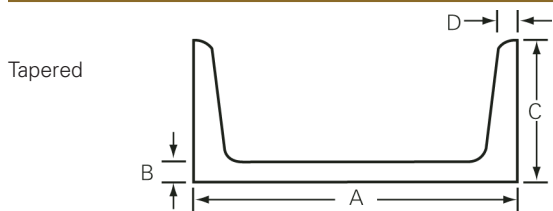


- Specifications: ASTM A 276
- Stocked in 20-22 FT random lengths

Size (A)	Web (B)	Flange (C)	Thickness (D)	Lbs/Ft	Lbs/Length**	T304/L Part Number	T316L Part Number
40 mm	3 mm	20 mm	3 mm	1.20	26.40	651233	
1 1/2	.125	.750	.125	1.17	25.74	650732	
2	.125	1.000	.125	1.59	35.98	633926	667690
2	.1875	1.000	.1875	2.32	51.04	640371	
2	.250	1.000	.250	2.88	63.36	632938	659435
3	.1875	1.375	.1875	3.55	78.10	665614	671673
3	.1875	1.500	.1875	3.70	81.40	665622	
3	.250	1.500	.250	4.78	105.16	507379	653609
4	.250	1.750	.250	6.05	133.10	646050	653617
4	.250	2.000	.250	6.55	144.10	507387	653625
6	.250	3.000	.250	10.00	220.00	632899	653659
6	.375	3.000	.375	14.50	319.00	632904	653667
8	.220	2.260	.390	11.50	253.00	647535*	653722*
8	.250	4.000	.250	13.70	301.40	633463*	653714*
8	.375	4.000	.375	19.70	433.40	659118	659126
8	.487	2.520	.390	18.75	412.50	647543*	653730*
10	.240	2.600	.436	15.30	336.60	634231*	656542*
10	.379	2.739	.436	20.00	440.00	652019*	656550*
12	.282	2.942	.501	20.70	455.40	636356*	723789*
12	.387	3.047	.501	25.00	550.00	672663	672661
12	.510	3.170	.501	30.00	660.00	672726	672734
15	.400	3.400	.650	33.90	745.80	644375*	670211*

*Laser Fused

Some of the above non-tapered sizes may be available in tapered form if required.



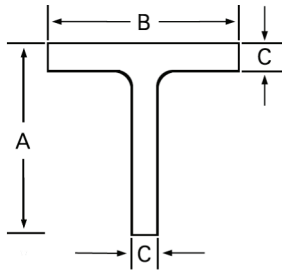
Size (A)	Web (B)	Flange (C)	Thickness (D)	Lbs/Ft	Lbs/Length**	T304/L Part Number	T316L Part Number
3	.170	1.410	.273	4.10	90.20	650172	653586
4	.184	1.584	.296	5.40	118.80	647470	653594
4	.296	1.721	.321	7.25	159.50	652459	656209
5	.190	1.750	.320	6.70	147.40	632881	653633
5	.325	1.885	.320	9.00	198.00	632912	653641
6	.200	1.900	.343	8.20	180.40	617394	653675
6	.314	2.034	.343	10.50	231.00	632873	653683

** Weight based on 22 FT lengths

Dimensions are in inches. All weights are approximate. Sizes not shown may be available upon request.

Stainless Steel Rod & Bar

T-304/304L Structural Tee Bar



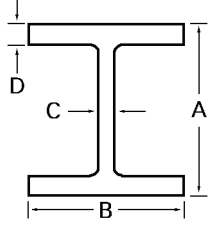
- Specifications: ASTM A 276
- Stocked in 20-22 FT random lengths

Size (A)	Flange (B)	Thickness (C)	Lbs/Ft	Lbs/Length	Part Number
1	1	$\frac{1}{8}$.80	17.60	652441
1 $\frac{1}{2}$	1 $\frac{1}{2}$	$\frac{3}{16}$	1.80	39.60	636916
1 $\frac{1}{2}$	1 $\frac{1}{2}$	$\frac{1}{4}$	2.30	50.60	636924
2	2	$\frac{1}{4}$	3.22	70.84	488787
3	3	$\frac{1}{4}$	5.20	114.40	636932
4	4	$\frac{1}{4}$	6.70	147.40	644749
4	4	$\frac{3}{8}$	9.74	214.28	644757

Dimensions are in inches. All weights are approximate.
 Sizes not shown may be available upon request.

Stainless Steel Rod & Bar

Non-Tapered Wide Flange Structural I-Beam



■ Specifications: ASTM A 276 ■ Stocked in 20-22 FT random lengths

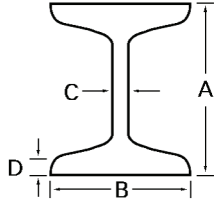
Nominal Size (A)	Width (A)	Flange (B)	Web (C)	Thickness (D)	Lbs/Ft	Lbs/Length**	T304/L Part Number	T316L Part Number
W4 x 13#	4.16	4.06	.280	.345	13.00	286.00	632645	653918
W6 x 9#	5.90	3.94	.170	.215	9.00	198.00	637331	653934
W6 x 12#	6.03	4.00	.230	.280	12.00	264.00	632653	653942
W6 x 15#	5.99	5.99	.230	.260	15.00	330.00	632661	669723
W6 x 16#	6.28	4.03	.260	.405	16.00	352.00	637328	
W6 x 20#	6.20	6.02	.260	.365	20.00	440.00	632679	669731
W6 x 25#	6.38	6.08	.320	.455	25.00	550.00	644765	669749
W8 x 10#	7.89	3.94	.170	.205	10.00	220.00	636500	653968
W8 x 13#	7.99	4.00	.230	.255	13.00	286.00	654273	
W8 x 15#	8.11	4.015	.245	.315	15.00	330.00	632687	
W8 x 18#	8.14	5.25	.230	.330	18.00	396.00	632695	669757
W8 x 21#	8.28	5.27	.250	.400	21.00	462.00	633455	669765
W8 x 28#	8.06	6.53	.285	.465	28.00	616.00	632700	653984
W8 x 31#	8.00	7.995	.285	.435	31.00	682.00	632726	653992
W8 x 35#	8.12	8.02	.310	.495	35.00	790.00	665999	675554
W8 x 40#	8.25	8.07	.360	.560	40.00	880.00	675562	675570
W10 x 15#	9.99	3.936	.230	.270	15.00	330.00	672742	672750
W10 x 17#	10.11	4.01	.240	.330	17.00	374.00	636445	
W10 x 19#	10.24	4.02	.250	.375	19.00	418.00	666000	
W10 x 26#	10.33	5.77	.260	.440	26.00	572.00	636453	654126
W10 x 33#	9.73	7.96	.290	.435	33.00	726.00	666018	
W12 x 22#	12.31	4.03	.260	.425	22.00	484.00	636461	
W12 x 26#	12.22	6.49	.230	.380	26.00	572.00	677807	669969
W12 x 35#	12.50	6.56	.300	.520	35.00	770.00	673633	673625
W12 x 40#	11.94	8.05	.295	.515	40.00	880.00	671681	670229

* Modified ** Weight based on 22 FT Lengths

Dimensions are in inches. All weights are approximate. Sizes not shown may be available upon request.

Stainless Steel Rod & Bar

Tapered Standard Structural I-Beam



- Specifications: ASTM A 276
- Stocked in 20-22 FT random lengths

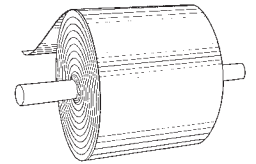

Nominal Size (A)	Width (A)	Flange (B)	Web (C)	Thickness (D)	Lbs/Ft	Lbs/Length**	T304/L Part Number	T316L Part Number
S3 x 5.7#	3	2.330	.170	.260	5.70	125.40	632849	653895
S3 x 7.61#*	3	2.375	.250	.375	7.61	167.42	654710	
S4 x 9.25#*	4	2.750	.250	.356	9.25	203.50	605101	668701
S4 x 7.7#	4	2.663	.193	.293	7.70	159.40	632637	653900
S5 x 10#	5	3.004	.214	.326	10.00	220.00	632857	653926
S5 x 12.51#*	5	3.000	.326	.326	12.51	275.22	654736	
S6 x 12.5#	6	3.332	.232	.359	12.50	275.00	632865	653950
S6 x 16.93#*	6	3.330	.359	.359	16.93	372.46	654744	

* Modified ** Weight based on 22 FT Lengths

Dimensions are in inches. All weights are approximate. Sizes not shown may be available upon request.

Stainless Steel Sheet, Plate & Coil

T-304 2B Stainless Steel Sheet & Coil*



■ ASTM A 240, ASME SA-240

Thickness	Gauge	Sizes	Lbs/ Sq Ft	Lbs/ Sheet	Part Number
.015	28	48 x COIL	.630		513558
.015	28	48 x 120	.630	25.200	513566
.018	26	36 x COIL	.756		225472
.018	26	36 x 96	.756	18.144	219552
.018	26	36 x 120	.756	22.680	148434
.018	26	36 x 144	.756	27.216	219586
.018	26	48 x COIL	.756		225464
.018	26	48 x 96	.756	24.192	219617
.018	26	48 x 120	.756	30.240	148442
.018	26	48 x 144	.756	36.288	219641
.024	24	36 x COIL	1.008		225456
.024	24	36 x 96	1.008	24.190	148476
.024	24	36 x 120	1.008	30.240	148484
.024	24	42 x COIL	1.008		411829
.024	24	48 x COIL	1.008		225448
.024	24	48 x 96	1.008	32.256	219463
.024	24	48 x 120	1.008	40.320	148507
.024	24	48 x 144	1.008	48.384	148523
.030	22	36 x COIL	1.260		225430
.030	22	36 x 96	1.260	30.240	148549
.030	22	36 x 120	1.260	37.800	148565
.030	22	48 x COIL	1.260		225595
.030	22	48 x 96	1.260	40.320	148581
.030	22	48 x 120	1.260	50.400	148604
.030	22	48 x 144	1.260	60.480	148620
.036	20	36 x COIL	1.512		225587
.036	20	36 x 96	1.512	36.288	148646
.036	20	36 x 120	1.512	45.360	148662
.036	20	36 x 144	1.512	54.432	219316
.036	20	48 x COIL	1.512		225579
.036	20	48 x 96	1.512	48.384	148688
.036	20	48 x 120	1.512	60.480	148701
.036	20	48 x 144	1.512	72.576	148727
.036	20	60 x COIL	1.512		225561
.036	20	60 x 96	1.512	60.480	495807
.036	20	60 x 120	1.512	75.600	227898
.036	20	60 x 144	1.512	90.720	227911

Thickness	Gauge	Sizes	Lbs/ Sq Ft	Lbs/ Sheet	Part Number
.048	18	36 x COIL	2.016		225553
.048	18	36 x 96	2.016	48.384	148743
.048	18	36 x 120	2.016	60.480	148769
.048	18	36 x 144	2.016	72.576	219196
.048	18	48 x COIL	2.016		225545
.048	18	48 x 48	2.016	32.256	558752
.048	18	48 x 96	2.016	64.512	148785
.048	18	48 x 120	2.016	80.640	148808
.048	18	48 x 144	2.016	96.768	148824
.048	18	60 x COIL	2.016		225537
.048	18	60 x 96	2.016	80.640	219235
.048	18	60 x 120	2.016	100.800	148840
.048	18	60 x 144	2.016	120.960	219269
.060	16	36 x COIL	2.520		225529
.060	16	36 x 96	2.520	60.480	148866
.060	16	36 x 120	2.520	75.600	148882
.060	16	36 x 144	2.520	90.720	148905
.060	16	48 x COIL	2.520		225511
.060	16	48 x 96	2.520	80.640	148921
.060	16	48 x 120	2.520	100.800	148947
.060	16	48 x 144	2.520	120.960	148963
.060	16	60 x COIL	2.520		225503
.060	16	60 x 96	2.520	100.800	219138
.060	16	60 x 120	2.520	126.000	149008
.060	16	60 x 144	2.520	151.200	219162
.060	16	72 x COIL	2.520		465878
.060	16	72 x 96	2.520	120.960	507905
.060	16	72 x 120	2.520	151.200	472281
.060	16	72 x 144	2.520	181.440	472299
.075	14	36 x COIL	3.150		225498
.075	14	36 x 96	3.150	75.600	219112
.075	14	36 x 120	3.150	94.500	149024
.075	14	36 x 144	3.150	113.400	149040
.075	14	48 x COIL	3.150		225480
.075	14	48 x 96	3.150	100.800	149066
.075	14	48 x 120	3.150	126.000	149082
.075	14	48 x 144	3.150	151.200	149105

Dimensions are in inches. All weights are approximate.
 Sizes not shown may be available upon request.

T-304 2B Stainless Steel Sheet & Coil* (continued)

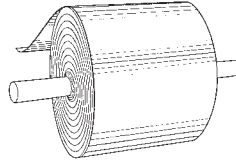

Thickness	Gauge	Sizes	Lbs/ Sq Ft	Lbs/ Sheet	Part Number
.075	14	48 x 240	3.150	252.000	181709
.075	14	60 x COIL	3.150		225406
.075	14	60 x 96	3.150	126.000	224311
.075	14	60 x 120	3.150	157.500	149139
.075	14	60 x 144	3.150	189.000	149155
.075	14	60 x 240	3.150	315.000	181733
.075	14	72 x COIL	3.150		421913
.075	14	72 x 96	3.150	151.200	472312
.075	14	72 x 120	3.150	189.000	431049
.090	13	48 x COIL	3.785		574449
.090	13	48 x 120	3.785	151.400	499966
.105	12	36 x COIL	4.410		282678
.105	12	36 x 96	4.410	105.840	419958
.105	12	36 x 120	4.410	132.300	284866
.105	12	36 x 144	4.410	158.760	419966
.105	12	48 x COIL	4.410		226999
.105	12	48 x 96	4.410	141.120	162315
.105	12	48 x 120	4.410	176.400	149189
.105	12	48 x 144	4.410	211.680	149202
.105	12	48 x 240	4.410	352.800	181767
.105	12	60 x COIL	4.410		227042
.105	12	60 x 96	4.410	176.400	238239
.105	12	60 x 120	4.410	220.500	149236
.105	12	60 x 144	4.410	264.600	149244
.105	12	60 x 240	4.410	441.000	181806
.105	12	72 x 240	4.410	529.200	431170
.120	11	48 x COIL	5.040		225391
.120	11	48 x 60	5.040	100.800	574164
.120	11	48 x 96	5.040	161.280	224303
.120	11	48 x 120	5.040	201.600	149252
.120	11	48 x 144	5.040	241.920	149260
.120	11	48 x 240	5.040	403.200	181830
.120	11	60 x COIL	5.040		227678
.120	11	60 x 96	5.040	201.600	227937

Thickness	Gauge	Sizes	Lbs/ Sq Ft	Lbs/ Sheet	Part Number
.120	11	60 x 120	5.040	252.000	149278
.120	11	60 x 144	5.040	302.400	227945
.120	11	60 x 240	5.040	504.000	149286
.120	11	72 x COIL	5.040		421939
.120	11	72 x 120	5.040	302.400	431188
.120	11	72 x 144	5.040	362.880	431196
.120	11	72 x 240	5.040	604.800	431201
.135	10	36 x COIL	5.670		448575
.135	10	36 x 96	5.670	136.080	502442
.135	10	36 x 120	5.670	170.100	462202
.135	10	48 x COIL	5.670		225383
.135	10	48 x 96	5.670	181.440	162349
.135	10	48 x 120	5.670	226.800	149294
.135	10	48 x 144	5.670	272.160	149309
.135	10	48 x 240	5.670	453.600	181903
.135	10	60 x COIL	5.670		227173
.135	10	60 x 96	5.670	226.800	247204
.135	10	60 x 120	5.670	283.500	149317
.135	10	60 x 144	5.670	340.200	149325
.135	10	60 x 240	5.670	567.000	181929
.135	10	72 x COIL	5.670		421971
.135	10	72 x 120	5.670	340.200	431081
.135	10	72 x 144	5.670	408.240	431099
.135	10	72 x 240	5.670	680.400	431162
.160	8	48 x COIL	6.720		411390
.160	8	48 x 36	6.720	80.640	496138
.160	8	48 x 120	6.720	268.800	149333
.160	8	48 x 144	6.720	322.560	415001
.1874	7	48 x COIL	7.871		268438
.1874	7	48 x 120	7.871	314.840	491455
.1874	7	48 x 144	7.871	377.808	491463
.1874	7	60 x COIL	7.871		513061
.1874	7	60 x 120	7.871	393.550	512196
.1874	7	60 x 144	7.871	472.260	562989

* Coil stock may be cut to custom lengths.
Note: Widths may be mill edge. Lengths may be random.
Dimensions are in inches. All weights are approximate.
Sizes not shown may be available upon request.

Stainless Steel Sheet, Plate & Coil

T-304 #4 Stainless Steel Sheet & Coil



■ ASTM A 240, ASME SA-240

Thickness	Gauge	Sizes	Lbs/ Sq Ft	Lbs/ Sheet	Part Number
.018	26	48 x COIL	.756		225236
.018	26	48 x 96	.756	24.192	224272
.018	26	48 x 120	.756	30.240	148468
.024	24	36 x COIL	1.008		225228
.024	24	36 x 96	1.008	24.192	224264
.024	24	36 x 120	1.008	30.240	148492
.024	24	36 x 144	1.008	36.288	219497
.024	24	48 x COIL	1.008		225210
.024	24	48 x 96	1.008	32.256	219528
.024	24	48 x 120	1.008	40.320	148515
.024	24	48 x 144	1.008	48.384	148531
.030	22	36 x COIL	1.260		225202
.030	22	36 x 96	1.260	30.240	148557
.030	22	36 x 120	1.260	37.800	148573
.030	22	36 x 144	1.260	45.360	476518
.030	22	48 x COIL	1.260		225197
.030	22	48 x 96	1.260	40.320	148599
.030	22	48 x 120	1.260	50.400	148612
.030	22	48 x 144	1.260	60.480	148638
.036	20	36 x COIL	1.510		223551
.036	20	36 x 96	1.510	36.288	148654
.036	20	36 x 120	1.510	45.360	148670
.036	20	36 x 144	1.510	54.432	219340
.036	20	48 x COIL	1.510		223569
.036	20	48 x 96	1.510	48.384	148696
.036	20	48 x 120	1.510	60.480	148719
.036	20	48 x 144	1.510	72.576	148735
.048	18	36 x 96	2.020	48.384	148751
.048	18	36 x 120	2.020	60.480	148777
.048	18	48 x COIL	2.020		257542
.048	18	48 x 96	2.020	64.512	148793
.048	18	48 x 120	2.020	80.640	148816
.048	18	60 x COIL	2.020		286460
.048	18	60 x 96	2.020	80.640	406947

Thickness	Gauge	Sizes	Lbs/ Sq Ft	Lbs/ Sheet	Part Number
.048	18	60 x 120	2.020	100.800	148858
.048	18	60 x 144	2.020	120.000	234829
.060	16	36 x COIL	2.520		223501
.060	16	36 x 96	2.520	60.480	148874
.060	16	36 x 120	2.520	75.600	148890
.060	16	36 x 144	2.520	90.720	148913
.060	16	48 x COIL	2.520		257534
.060	16	48 x 96	2.520	80.640	148939
.060	16	48 x 120	2.520	100.800	148955
.060	16	48 x 144	2.520	120.960	148971
.060	16	60 x COIL	2.520		561559
.060	16	60 x 96	2.520	100.800	420161
.060	16	60 x 120	2.520	126.000	149016
.060	16	60 x 144	2.520	151.200	227903
.075	14	36 x COIL	3.150		223527
.075	14	36 x 96	3.150	75.600	224337
.075	14	36 x 120	3.150	94.500	149032
.075	14	36 x 144	3.150	113.400	149058
.075	14	48 x COIL	3.150		225535
.075	14	48 x 96	3.150	100.800	149074
.075	14	48 x 120	3.150	126.000	149090
.075	14	48 x 144	3.150	151.200	149113
.075	14	60 x COIL	3.150		271601
.075	14	60 x 96	3.150	126.000	434655
.075	14	60 x 120	3.150	157.500	149147
.075	14	60 x 144	3.150	189.000	149163
.105	12	36 x COIL	4.410		488567
.105	12	36 x 96	4.410	105.840	501933
.105	12	36 x 120	4.410	132.300	498504
.105	12	36 x 144	4.410	158.760	501941
.105	12	48 x COIL	4.410		223543
.105	12	48 x 96	4.410	141.120	279489
.105	12	48 x 120	4.410	176.400	149197
.105	12	48 x 144	4.410	211.680	149210

Note: Widths may be mill edge. Lengths may be random.
 Dimensions are in inches. All weights are approximate.
 Sizes not shown may be available upon request.

T-304 #4 Stainless Steel Sheet & Coil (continued)

Thickness	Gauge	Sizes	Lbs/ Sq Ft	Lbs/ Sheet	Part Number
.105	12	60 x COIL	4.410		271619
.105	12	60 x 96	4.410	176.400	288014
.105	12	60 x 120	4.410	220.500	224329
.105	12	60 x 144	4.410	264.600	234837
.120	11	48 x COIL	5.040		261290
.120	11	48 x 96	5.040	161.280	414584
.120	11	48 x 120	5.040	201.600	246533

Thickness	Gauge	Sizes	Lbs/ Sq Ft	Lbs/ Sheet	Part Number
.120	11	48 x 144	5.040	241.920	246541
.120	11	60 x 120	5.040	252.000	473910
.134	10	48 x COIL	5.670		498669
.134	10	48 x 120	5.670	226.800	486565
.134	10	48 x 144	5.670	272.160	486573
.134	10	60 x 96	5.670	226.800	515819
.134	10	60 x 144	5.670	340.200	515827

Note: Widths may be mill edge. Lengths may be random.
Dimensions are in inches. All weights are approximate.
Sizes not shown may be available upon request.

Stainless Steel Sheet, Plate & Coil

T-304 #8 (Mirror) Stainless Steel Sheet



■ ASTM A 240, ASME SA-240

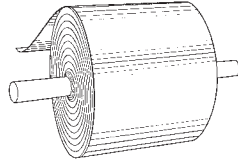
Thickness	Gauge	Sizes	Lbs/ Sq Ft	Lbs/ Sheet	Part Number
.030	22	48 x 120	1.260	50.400	495255
.036	20	48 x 120	1.510	60.480	501103
.048	18	48 x 120	2.020	80.640	495247
.060	16	48 x 120	2.520	100.800	495239

Note: Widths may be mill edge. Lengths may be random.
Dimensions are in inches. All weights are approximate.
Sizes not shown may be available upon request.

Thickness	Gauge	Sizes	Lbs/ Sq Ft	Lbs/ Sheet	Part Number
.075	14	48 x 120	3.150	126.000	501470
.105	12	48 x 120	4.410	176.400	501462
.120	11	48 x 120	5.040	201.600	540767

Stainless Steel Sheet, Plate & Coil

T-304 #1 HRAP Stainless Steel Plate & Coil



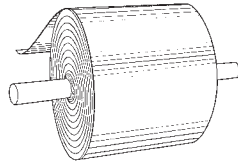

■ ASTM A 240, ASME SA-240

Thickness	Sizes	Lbs/Sq Ft	Lbs/Sheet	Part Number
3/16	48 x COIL	8.579		226410
3/16	48 x 96	8.579	274.528	224094
3/16	48 x 120	8.579	343.160	150546
3/16	48 x 144	8.579	411.792	163183
3/16	48 x 240	8.579	686.320	150562
3/16	60 x COIL	8.579		226444
3/16	60 x 96	8.579	343.160	249963
3/16	60 x 120	8.579	428.950	227775
3/16	60 x 144	8.579	514.740	227783
3/16	60 x 240	8.579	857.900	150635
3/16	72 x COIL	8.579		435700
3/16	72 x 240	8.579	1030.000	270728
3/16	96 x COIL	8.579		490734
3/16	96 x 240	8.579	1373.000	270736
1/4	48 x COIL	11.162		226698
1/4	48 x 96	11.162	357.184	224117
1/4	48 x 120	11.162	446.480	163117
1/4	48 x 144	11.162	535.776	163256
1/4	48 x 240	11.162	892.960	150677
1/4	60 x COIL	11.162		226541
1/4	60 x 96	11.162	446.480	250469
1/4	60 x 120	11.162	558.100	230972
1/4	60 x 144	11.162	669.720	230964
1/4	60 x 240	11.162	1116.200	150732
1/4	72 x COIL	11.162		445797
1/4	72 x 240	11.162	1349.000	270613
1/4	96 x COIL	11.162		490742
1/4	96 x 240	11.162	1786.000	270273
5/16	72 x 240	13.750	1650.000	270621
5/16	96 x 240	13.750	2200.000	270639
3/8	48 x COIL	16.500		467147
3/8	48 x 96	16.500	527.870	238344

Thickness	Sizes	Lbs/Sq Ft	Lbs/Sheet	Part Number
3/8	48 x 120	16.500	659.840	163230
3/8	48 x 144	16.500	791.808	468193
3/8	48 x 240	16.500	1319.680	468208
3/8	60 x COIL	16.500		496659
3/8	60 x 96	16.500	659.840	562696
3/8	60 x 120	16.500	824.800	494851
3/8	60 x 144	16.500	990.100	403452
3/8	60 x 240	16.500	1649.600	469351
3/8	72 x COIL	16.500		451641
3/8	72 x 240	16.500	1980.000	270532
3/8	96 x COIL	16.500		490750
1/2	48 x COIL	21.660		513338
1/2	48 x 96	21.660	693.216	477192
1/2	48 x 120	21.660	866.520	163214
1/2	48 x 144	21.660	1039.824	487642
1/2	60 x COIL	21.660		511881
1/2	60 x 120	21.660	1083.150	487626
1/2	60 x 144	21.660	1300.000	403460
1/2	60 x 240	21.660	2166.300	472891
1/2	72 x 144	21.660	1554.736	584850
1/2	96 x 240	21.660	3465.000	270689
5/8	60 x 144	26.830	1610.000	405200
5/8	96 x 240	26.830	4292.000	270697
3/4	60 x 144	32.120	1928.000	403478
3/4	96 x 240	32.120	5140.000	270702
1	60 x 144	42.665	2560.000	403486
1	60 x 240	42.665	4266.500	471463
1	96 x 240	42.665	6827.000	270744
1 1/4	96 x 240	53.000	8467.000	293027
1 1/2	96 x 240	63.340	10119.000	421882
1 3/4	96 x 240	73.690	11790.000	465797
2	96 x 240	84.010	13428.000	270752

Note: Widths may be mill edge. Lengths may be random. Dimensions are in inches. All weights are approximate. Sizes not shown may be available upon request.

T-304-L Stainless Steel Sheet & Coil



■ ASTM A 240, ASME SA-240

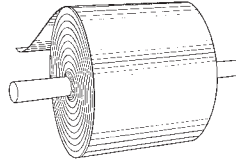
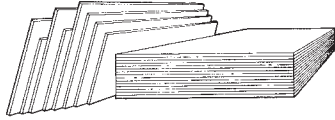
Thickness	Gauge	Sizes	Lbs/ Sq Ft	Lbs/ Sheet	Part Number
.048	18	48 x COIL	2.020		433229
.048	18	48 x 120	2.020	80.640	149456
.060	16	48 x COIL	2.520		433261
.060	16	48 x 96	2.520	80.640	560050
.060	16	48 x 120	2.520	100.800	149529
.075	14	48 x COIL	3.150		281402
.075	14	48 x 96	3.150	100.800	497647
.075	14	48 x 120	3.150	126.000	149631*
.075	14	48 x 144	3.150	151.200	797655
.075	14	48 x 240	3.150	252.000	149650*
.075	14	60 x COIL	3.150		226965
.075	14	60 x 120	3.150	157.500	149668
.075	14	60 x 240	3.150	315.000	149707
.075	14	72 x COIL	3.150		453677
.075	14	72 x 96	3.150	151.200	598906
.075	14	72 x 120	3.150	189.000	457980
.075	14	72 x 144	3.150	226.800	458009
.075	14	72 x 240	3.150	378.000	465771
.105	12	48 x COIL	4.410		288797
.105	12	48 x 120	4.410	176.400	149715
.105	12	48 x 144	4.410	211.680	260252
.105	12	48 x 240	4.410	352.800	293629
.105	12	60 x COIL	4.410		227050
.105	12	60 x 96	4.410	176.400	260309
.105	12	60 x 120	4.410	220.500	149765
.105	12	60 x 144	4.410	264.600	260317
.105	12	60 x 240	4.410	441.000	182373
.105	12	72 x COIL	4.410		453685
.105	12	72 x 120	4.410	264.600	431065
.105	12	72 x 144	4.410	317.520	431073

Thickness	Gauge	Sizes	Lbs/ Sq Ft	Lbs/ Sheet	Part Number
.105	12	72 x 240	4.410	529.200	435637
.120	11	36 x COIL	5.040		644659
.120	11	36 x 120	5.040	151.200	644692
.120	11	48 x COIL	5.040		227610
.120	11	48 x 96	5.040	161.280	432126
.120	11	48 x 120	5.040	201.600	162713
.120	11	48 x 144	5.040	241.920	584834
.120	11	48 x 240	5.040	403.200	182349
.120	11	60 x COIL	5.040		227602
.120	11	60 x 120	5.040	252.000	259609
.120	11	60 x 240	5.040	504.000	182404
.120	11	72 x COIL	5.040		453693
.120	11	72 x 96	5.040	241.920	586349
.120	11	72 x 120	5.040	302.400	498512
.120	11	72 x 144	5.040	362.880	498526
.120	11	72 x 240	5.040	604.800	498538
.135	10	48 x COIL	5.670		281410
.135	10	48 x 96	5.670	181.440	282636
.135	10	48 x 120	5.670	226.800	149812
.135	10	48 x 144	5.670	272.200	283755
.135	10	48 x 240	5.670	453.600	182438
.135	10	60 x COIL	5.670		227181
.135	10	60 x 120	5.670	283.500	149862
.135	10	60 x 144	5.670	340.200	238255
.135	10	60 x 240	5.670	567.000	182496
.135	10	72 x COIL	5.670		453708
.135	10	72 x 120	5.670	340.200	506412
.135	10	72 x 144	5.670	408.240	558396
.135	10	72 x 240	5.670	680.400	464660

Note: Widths may be mill edge. Lengths may be random.
 Dimensions are in inches. All weights are approximate.
 Sizes not shown may be available upon request.

Stainless Steel Sheet, Plate & Coil

T-304-L #1 HRAP Stainless Steel Plate & Coil



■ ASTM A 240, ASME SA-240

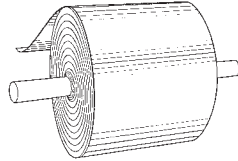

Thickness	Sizes	Lbs/Sq Ft	Lbs/Sheet	Part Number
3/16	48 x COIL	8.579		226436
3/16	48 x 96	8.579	274.528	224125
3/16	48 x 120	8.579	343.160	224133
3/16	48 x 144	8.579	411.792	287408
3/16	48 x 240	8.579	686.320	150570
3/16	60 x COIL	8.579		226428
3/16	60 x 96	8.579	343.160	284777
3/16	60 x 120	8.579	428.950	284785
3/16	60 x 144	8.579	514.740	224167
3/16	60 x 240	8.579	857.900	150645
3/16	72 x COIL	8.579		421989
3/16	72 x 120	8.579	514.740	582141
3/16	72 x 144	8.579	617.688	432257
3/16	72 x 240	8.579	1030.000	270477
3/16	72 x 288	8.579	1235.370	473368
1/4	48 x COIL	11.162		226559
1/4	48 x 96	11.162	357.184	221175
1/4	48 x 120	11.162	446.480	150669
1/4	48 x 144	11.162	535.776	224183
1/4	48 x 240	11.162	892.960	150685
1/4	60 x COIL	11.162		226567
1/4	60 x 96	11.162	446.480	250118
1/4	60 x 120	11.162	558.100	246787
1/4	60 x 144	11.162	669.720	227880
1/4	60 x 240	11.162	1116.200	508058
1/4	72 x 96	11.162	535.776	553671
1/4	72 x 144	11.162	803.664	553697
1/4	96 x COIL	11.162		490784
1/4	96 x 240	11.162	1786.000	270786
5/16	48 x COIL	13.746		507298
5/16	48 x 240	13.746	1099.680	299219
5/16	60 x COIL	13.746		226761
5/16	60 x 240	13.746	1374.600	552748
5/16	72 x COIL	13.746		451586
5/16	72 x 240	13.746	1650.000	280341
5/16	96 x COIL	13.746		490792
5/16	96 x 240	13.746	2200.000	270794
5/16	96 x 240	13.750	2200.000	
3/8	48 x 120	16.500	659.840	224191

Thickness	Sizes	Lbs/Sq Ft	Lbs/Sheet	Part Number
3/8	48 x 144	16.500	791.808	238378
3/8	48 x 240	16.500	1319.680	469303
3/8	60 x COIL	16.500		469335
3/8	60 x 120	16.500	824.800	494851
3/8	60 x 144	16.500	990.100	403494
3/8	60 x 240	16.500	1649.600	472883
3/8	72 x COIL	16.500		451578
3/8	72 x 240	16.500	1980.000	270809
3/8	96 x COIL	16.500		490768
3/8	96 x 240	16.500	2640.000	270817
1/2	48 x COIL	21.660		511899
1/2	48 x 96	21.660	693.216	498708
1/2	48 x 120	21.660	866.520	224206
1/2	48 x 144	21.660	1039.824	482977
1/2	48 x 240	21.660		477134
1/2	60 x COIL	21.660		512146
1/2	60 x 120	21.660	1083.150	495409
1/2	60 x 144	21.660	1300.000	403509
1/2	60 x 240	21.660	2166.300	472906
1/2	72 x 240	21.660	2599.000	270825
1/2	96 x 240	21.660	3465.000	270401
5/8	60 x 144	26.830	1610.000	405218
5/8	60 x 240	26.830		471497
5/8	72 x 240	26.830	3219.000	270841
5/8	96 x 240	26.830	4292.000	270859
3/4	48 x 120	32.120	1284.920	272495
3/4	60 x 144	32.120	1928.000	403517
3/4	60 x 240	32.120		480763
3/4	72 x 240	32.120	3855.000	283975
3/4	96 x 240	32.120	5140.000	270320
1	60 x 240	42.665	4266.500	471502
1	72 x 240	42.665	5120.000	270875
1	96 x 240	42.665	6827.000	270338
1 1/4	96 x 240	53.000	8467.000	270346
1 1/2	48 x 96	63.340		400276
1 1/2	48 x 120	63.340	2530.000	272518
1 1/2	96 x 240	63.340	10119.000	270354
2	96 x 240	84.010	13428.000	270362

Note: Widths may be mill edge. Lengths may be random. Dimensions are in inches. All weights are approximate. Sizes not shown may be available upon request.

Stainless Steel Sheet, Plate & Coil

T-304-L 2B Plate Stainless Steel Plate & Coil



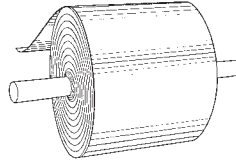

■ ASTM A 240, ASME SA-240

Thickness	Sizes	Lbs/Sq Ft	Lbs/Sheet	Part Number
1/4	48 x COIL	11.162		584088
1/4	48 x 120	11.162	446.480	584096
1/4	60 x COIL	11.162		644147

Thickness	Sizes	Lbs/Sq Ft	Lbs/Sheet	Part Number
1/4	60 x 120	11.162	558.100	644139
1/4	72 x 144	11.162	803.664	664391

Note: Widths may be mill edge. Lengths may be random.
 Dimensions are in inches. All weights are approximate.
 Sizes not shown may be available upon request.

T-316-L 2B Stainless Steel Sheet & Coil



■ ASTM A 240, ASME SA-240

Thickness	Gauge	Sizes	Lbs/ Sq Ft	Lbs/ Sheet	Part Number
.018	26	48 x COIL	.756		487367
.018	26	48 x 120	.756	30.240	149375
.024	24	48 x COIL	1.010		282521
.024	24	48 x 120	1.010	40.320	283802
.024	24	48 x 144	1.010	48.384	486468
.030	22	48 x COIL	1.260		260430
.030	22	48 x 120	1.260	50.400	278289
.030	22	48 x 144	1.260	60.480	560018
.036	20	48 x COIL	1.510		260448
.036	20	48 x 96	1.510	48.384	562963
.036	20	48 x 120	1.510	60.480	149448
.036	20	48 x 144	1.510	72.576	274065
.048	18	48 x COIL	2.020		225278
.048	18	48 x 96	2.020	64.512	280375
.048	18	48 x 120	2.020	80.640	149472
.048	18	48 x 144	2.020	96.768	238271
.060	16	48 x COIL	2.520		225260
.060	16	48 x 48	2.520	40.320	506234
.060	16	48 x 96	2.520	80.640	162967
.060	16	48 x 120	2.520	100.800	149511
.060	16	48 x 144	2.520	120.960	162933
.060	16	60 x COIL	2.520		225252
.060	16	60 x 96	2.520	100.800	238302
.060	16	60 x 120	2.520	126.000	149579
.060	16	60 x 144	2.520	151.200	223959
.075	14	48 x COIL	3.150		226931
.075	14	48 x 48	3.150	50.400	496015
.075	14	48 x 96	3.150	100.800	162894
.075	14	48 x 120	3.150	126.000	162917
.075	14	48 x 144	3.150	151.200	162878
.075	14	48 x 240	3.150	252.000	182959
.075	14	60 x COIL	3.150	226981	226981
.075	14	60 x 96	3.150	126.000	579253
.075	14	60 x 120	3.150	157.500	149676
.075	14	60 x 144	3.150	189.000	238297
.075	14	60 x 240	3.150	315.000	183060
.075	14	72 x 96	3.150	151.200	555788

Thickness	Gauge	Sizes	Lbs/ Sq Ft	Lbs/ Sheet	Part Number
.075	14	72 x 120	3.150	189.000	439615
.075	14	72 x 144	3.150	226.800	439623
.105	12	48 x COIL	4.410		227000
.105	12	48 x 48	4.410	70.560	496049
.105	12	48 x 96	4.410	141.120	163086
.105	12	48 x 120	4.410	176.400	149723
.105	12	48 x 144	4.410	211.680	163109
.105	12	48 x 240	4.410	352.800	112912
.105	12	60 x COIL	4.410		227068
.105	12	60 x 120	4.410	220.500	149773
.105	12	60 x 144	4.410	264.600	223967
.105	12	60 x 240	4.410	441.000	183125
.105	12	72 x COIL	4.410		421947
.105	12	72 x 120	4.410	264.600	431104
.105	12	72 x 144	4.410	317.520	431112
.105	12	72 x 240	4.410	529.200	431154
.120	11	48 x COIL	5.040		227084
.120	11	48 x 96	5.040	161.280	163044
.120	11	48 x 120	5.040	201.600	163052
.120	11	48 x 144	5.040	241.920	163036
.120	11	48 x 240	5.040	403.200	183175
.120	11	60 x COIL	5.040		227115
.120	11	60 x 96	5.040	201.600	279269
.120	11	60 x 120	5.040	252.000	262018
.120	11	60 x 144	5.040	302.400	259879
.120	11	60 x 240	5.040	504.000	183206
.120	11	72 x COIL	5.040		421955
.120	11	72 x 120	5.040	302.400	431219
.120	11	72 x 144	5.040	362.880	431227
.120	11	72 x 240	5.040	604.800	431235
.134	10	48 x COIL	5.670		227131
.134	10	48 x 96	5.670	181.440	162983
.134	10	48 x 120	5.670	226.800	149820
.134	10	48 x 144	5.670	272.200	163002
.134	10	48 x 240	5.670	453.600	183264
.134	10	60 x COIL	5.670		227199
.134	10	60 x 96	5.670	226.800	238328

Note: Widths may be mill edge. Lengths may be random.
 Dimensions are in inches. All weights are approximate.
 Sizes not shown may be available upon request.

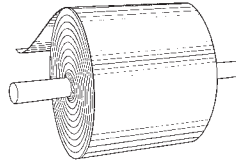
Stainless Steel Sheet, Plate & Coil

T-316-L 2B stainless Steel Sheet & Coil (continued)

Thickness	Gauge	Sizes	Lbs/ Sq Ft	Lbs/ Sheet	Part Number	Thickness	Gauge	Sizes	Lbs/ Sq Ft	Lbs/ Sheet	Part Number
.134	10	60 x 120	5.670	283.500	149870	.134	10	72 x 144	5.670	408.240	431138
.134	10	60 x 144	5.670	340.200	250485	.134	10	72 x 240	5.670	680.400	431146
.134	10	60 x 240	5.670	567.000	183298	.160	8	48 x COIL	6.720		227220
.134	10	72 x COIL	5.670		421963	.160	8	48 x 120	6.720	268.800	149943
.134	10	72 x 96	5.670	272.160	473936	.160	8	48 x 144	6.720	322.600	414330
.134	10	72 x 120	5.670	340.200	431120	.160	8	48 x 240	6.720	537.600	183997

Note: Widths may be mill edge. Lengths may be random.
Dimensions are in inches. All weights are approximate.
Sizes not shown may be available upon request.

T-316-L #1 HRAP Stainless Steel Plate & Coil



■ ASTM A 240, ASME SA-240

Thickness	Sizes	Lbs/Sq Ft	Lbs/Sheet	Part Number
3/16	48 x COIL	8.579		226452
3/16	48 x 96	8.579	274.528	107187
3/16	48 x 120	8.579	343.160	107161
3/16	48 x 144	8.579	411.792	224777
3/16	48 x 240	8.579	686.320	150588
3/16	60 x COIL	8.579		226494
3/16	60 x 96	8.579	343.160	277893
3/16	60 x 120	8.579	428.950	277885
3/16	60 x 144	8.579	514.740	280935
3/16	60 x 240	8.579	857.900	150619
3/16	72 x COIL	8.579		422008
3/16	72 x 240	8.579	1030.000	270508
3/16	72 x 288	8.579	1235.370	463567
3/16	96 x 240	8.579	1373.000	270299
1/4	48 x COIL	11.162		226575
1/4	48 x 96	11.162	357.184	107103
1/4	48 x 120	11.162	446.480	107080
1/4	48 x 144	11.162	535.776	107064
1/4	48 x 240	11.162	892.960	183662
1/4	60 x COIL	11.162		226583
1/4	60 x 96	11.162	446.480	293776
1/4	60 x 120	11.162	558.100	266169
1/4	60 x 144	11.162	669.720	266177
1/4	60 x 240	11.162	1116.200	150716
1/4	72 x COIL	11.162		422016
1/4	72 x 120	11.162	669.720	604244
1/4	72 x 144	11.162	803.664	486141
1/4	72 x 240	11.162	1339.000	270493
1/4	96 x COIL	11.162		490807
1/4	96 x 240	11.162	1786.000	270419
5/16	48 x COIL	13.746		451560
5/16	60 x COIL	13.746		421010
5/16	60 x 120	13.746	687.300	601149
5/16	60 x 240	13.746	1374.600	183507
5/16	72 x COIL	13.746		439869
5/16	72 x 240	13.746	1650.000	238661
5/16	96 x COIL	13.746		490815
5/16	96 x 240	13.746	2199.360	270370
3/8	48 x COIL	16.496		451560

Thickness	Sizes	Lbs/Sq Ft	Lbs/Sheet	Part Number
3/8	48 x 120	16.500	659.840	107048
3/8	48 x 240	16.500	1319.680	462529
3/8	48 x 288	16.500	1583.616	462537
3/8	60 x COIL	16.500		466361
3/8	60 x 120	16.500	824.800	560717
3/8	60 x 144	16.500	990.100	403533
3/8	60 x 240	16.500	1649.600	466581
3/8	72 x COIL	16.500		447367
3/8	72 x 144	16.500	1187.712	562727
3/8	72 x 240	16.500	1979.520	271025
3/8	96 x COIL	16.500		490823
3/8	96 x 240	16.500	2640.000	270304
1/2	48 x COIL	21.660		513346
1/2	48 x 120	21.660	866.520	272526
1/2	48 x 144	21.660	1039.824	484995
1/2	60 x COIL	21.660		561739
1/2	60 x 120	21.660	1083.150	561682
1/2	60 x 144	21.660	1300.000	403541
1/2	60 x 240	21.660	2166.300	472914
1/2	72 x COIL	21.660		556530
1/2	72 x 144	21.660	1539.736	584868
1/2	72 x 240	21.660	2599.560	271067
1/2	96 x 240	21.660	3465.000	270388
5/8	60 x 144	26.830	1610.000	405195
5/8	60 x 240	26.830	2683.000	471516
5/8	72 x 240	26.830	3219.000	285511
5/8	96 x 240	26.830	4292.000	271083
3/4	60 x 144	32.120	1928.000	403559
3/4	60 x 240	32.120	3212.000	471528
3/4	72 x 240	32.120	3855.000	271091
3/4	96 x 240	32.120	5140.000	271114
1	48 x 240	42.665	3413.200	473473
1	60 x 144	42.665	2560.000	403567
1	60 x 240	42.665	4266.500	471536
1	72 x 240	42.665	5120.000	269557
1	96 x 240	42.665	6827.000	271164
1 1/8	96 x 240	47.830	7652.800	496235
1 1/4	48 x 240	53.001	4240.080	480878
1 1/4	60 x 240	53.001	5300.100	471544

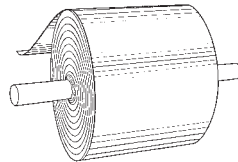
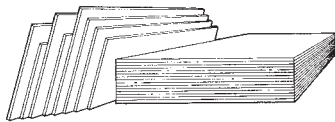
Note: Widths may be mill edge. Lengths may be random. Dimensions are in inches. All weights are approximate. Sizes not shown may be available upon request.

Stainless Steel Sheet, Plate & Coil

T-316-L #1 HRAP Stainless Steel Plate & Coil (continued)

Thickness	Sizes	Lbs/Sq Ft	Lbs/Sheet	Part Number	Thickness	Sizes	Lbs/Sq Ft	Lbs/Sheet	Part Number
1 1/4	96 x 240	53.001	8467.000	270396	2	72 x 240	84.008	10071.000	273776
1 1/2	96 x 240	63.340	10119.000	271198	2	96 x 240	84.008	13428.000	271229
1 3/4	96 x 240	73.688	11790.000	400242	2 1/4	96 x 144	94.780	9099.000	404343
2	60 x 240	84.008	8400.800	471578	2 1/2	96 x 240	105.125	16820.000	472304

T-317-L 2B & T-317-L #1 HRAP Stainless Steel Sheet, Plate & Coil



■ ASTM A 240, ASME SA-240

T-317-L 2B

Thickness	Gauge	Sizes	Lbs/Sq Ft	Lbs/Sheet	Part Number
.060	16	36 X COIL	2.520		454322
.060	16	48 X COIL	2.520		238695
.060	16	48 X 120	2.520	100.800	149537
.060	16	48 X 144	2.520	120.960	274219
.060	16	60 X COIL	2.520		562345
.060	16	60 X 96	2.520	100.800	567638
.075	14	48 X COIL	3.150		226957
.075	14	48 X 96	3.150	100.800	287432
.075	14	48 X 120	3.150	126.000	149642
.075	14	48 X 240	3.150	252.000	184024
.075	14	60 X COIL	3.150		270168
.105	12	48 X COIL	4.410		227026
.105	12	48 X 120	4.410	176.400	149749
.105	12	48 X 144	4.410	211.680	462286
.105	12	48 X 240	4.410	352.800	183361
.120	11	48 X COIL	5.040		
.120	11	48 X 96	5.040	161.280	412558
.120	11	48 X 120	5.040	201.600	278491
.120	11	48 X 144	5.040	241.920	412566
.120	11	48 X 240	5.040	403.200	184333
.135	10	48 X COIL	5.670		227157
.135	10	48 X 96	5.670	181.410	283585
.135	10	48 X 120	5.670	226.800	149838
.135	10	48 X 240	5.670	453.600	184317
.135	10	60 X COIL	5.670		270142
.160	8	48 X COIL	6.720		238700
.160	8	48 X 240	6.720	537.600	230299

T-317-L #1 HRAP

Thickness	Sizes	Lbs/Sq Ft	Lbs/Sheet	Part Number
3/16	48 X COIL	8.579		263161
3/16	48 X 96	8.579	274.528	559520
3/16	48 X 120	8.579	343.160	263307
3/16	48 X 240	8.579	686.320	249599
3/16	60 X COIL	8.579		510283
3/16	60 X 120	8.579	428.950	559520
3/16	60 X 240	8.579	857.900	510746
3/16	72 X 240	8.579	1030.000	259382
3/16	96 X 240	8.579	1373.000	271295
1/4	48 X COIL	11.162		226614
1/4	48 X 120	11.162	446.480	184236
1/4	48 X 240	11.162	892.960	184236
1/4	60 X COIL	11.162		270126
1/4	60 X 240	11.162	1116.200	283462
1/4	72 X 240	11.162	1339.000	270265
1/4	96 X 240	11.162	1785.920	270312
5/16	96 X 240	13.746	2199.360	271245
3/8	96 X 240	16.500	2640.000	270485
1/2	72 X COIL	21.663		556514
1/2	72 X 240	21.663	2599.560	556522
1/2	96 X 240	21.663	3465.000	271253
5/8	96 X 240	26.831	4292.000	271261
3/4	96 X 240	32.123	5140.000	271279
1	96 X 240	42.665	6827.000	273166
1 1/4	96 X 240	53.001	8467.000	150392
1 1/2	96 X 240	63.337	10119.000	150449
2	96 X 240	84.008	13428.000	238742

Note: Widths may be mill edge. Lengths may be random. Dimensions are in inches. All weights are approximate. Sizes not shown may be available upon request.

Stainless Steel Sheet, Plate & Coil


Special Stainless Steel Plate Types

T-304 Stainless Steel HRAP Raised Diamond Flat Back Tread Plate

Thickness	Size	Lbs/ Sq Ft	Lbs/Sheet	Part Number
1/8	48 X COIL	6.150		561470
1/8	48 X 120	6.150	246.000	406125
3/16	48 X COIL	8.700		505181
3/16	48 X 120	8.700	348.000	406141
3/16	48 X 144	8.700	417.600	406159
1/4	48 X COIL	11.250		513419
1/4	48 X 120	11.250	450.000	406167
1/4	48 X 144	11.250	540.000	406175
3/8	48 X 120	16.370	654.800	466345

Note: Widths may be mill edge. Lengths may be random.

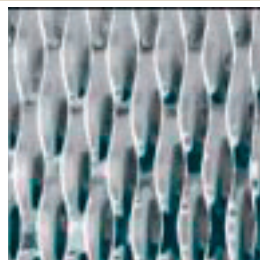
T-304 Stainless Steel Flattened and Expanded Sheet



Thickness	Size	Lbs/ Sq Ft	Lbs/Sheet	Part Number
1/2 - #18	48 X 96	.690	22.080	108036
1/2 - #16	48 X 96	.860	27.520	162218
1/2 - #13	48 X 96	1.780	56.960	477029
3/4 - #18	48 X 96	.460	14.720	107959
3/4 - #16	48 X 96	.570	18.240	107975
3/4 - #13	48 X 96	.860	27.520	233174
3/4 - #9	48 X 96	1.950	62.400	233140
1 1/2 - #13	48 X 96	.680	21.760	604252



Oxford Pattern



5-SM Pattern



6-OM Pattern

T-304 Stainless Steel Textured Sheet

Thickness	Size	Lbs/ Sq Ft	Lbs/Sheet	Textured Pattern	Part Number
20 (.036)	48 X 120	1.50	60.000	5-SM	704939
16 (.060)	48 X 120	2.52	100.800	Oxford	488842
16 (.060)	48 X 120	2.52	100.800	6-OM	704913
16 (.060)	48 X 96	2.52	80.640	6-OM	699045
14 (.075)	48 X 120	3.15	126.000	Oxford	488850
14 (.075)	48 X 120	3.15	126.000	6-OM	704921

Dimensions are in inches. All weights are approximate. Sizes not shown may be available upon request.

Stainless Steel Sheet, Plate & Coil

Stainless Steel Shim Stock

- Stocked in 6" x 50" rolls, packaged in tube
- ASTM A666

Thickness	Alloy	Temper	Lbs/Sq Ft	Lbs/CTN	Part Number
.001	T302	Full Hard	.05	.09	233043
.002	T302	Full Hard	.09	.18	233035
.003	T302	Full Hard	.12	.25	233019
.004	T302	Full Hard	.17	.35	233001
.005	T302	Full Hard	.21	.50	232990
.008	T302	Full Hard	.34	.79	232966
.010	T302	Full Hard	.43	.91	232958
.012	T302	Full Hard	.52	1.09	232940
.015	T302	Full Hard	.63	1.36	232932
.020	T302	Full Hard	.84	1.82	232924
.025	T302	Full Hard	1.06	2.19	232916
.031	T302	Full Hard	1.31	2.72	232908

Dimensions are in inches. All weights are approximate.
 Sizes not shown may be available upon request.

Stainless Steel Tubing

"Annealed" Welded and Seamless Tubing



- Stocked in 20 foot random lengths
- Alloys stocked include types 304, 304-L, 316-L, and 317-L. Other corrosion resistant alloys are available.
- "Annealed" tubing is used when the specifications referenced below are required. This tubing is primarily used for instrumentation, heat exchangers and in some ornamental applications. Welded "annealed" tubing is available per ASTM A 249, ASME SA-249 and ASTM A 29 and is stocked to 4" OD and available up to 8" OD. Seamless "annealed" tubing is available per ASTM 213, ASME SA-213 and ASTM A 269 and available up to 6" OD.

Outside Diameter	Wall Thickness	Lbs/Ft	T304 Part Number	T304L Part Number	T316L Part Number	T317L Part Number
$\frac{3}{16}$.028	.010		567141		
$\frac{1}{4}$.035	.080	143515	219609	144236	
$\frac{1}{4}$.049	.105	143523			
$\frac{1}{4}$.065	.128	143531			
$\frac{5}{16}$.065	.180	513859			
$\frac{3}{8}$.035	.127	143557	219510	143816	
$\frac{3}{8}$.049	.171	143565			
$\frac{3}{8}$.065	.215	143573	594114	255786	
$\frac{3}{8}$.083	.260			594470	
$\frac{7}{16}$.028	.123	144121			
$\frac{1}{2}$.028	.141	144139			
$\frac{1}{2}$.035	.174	144147	143581	143840	
$\frac{1}{2}$.049	.236	246622	143599	143858	
$\frac{1}{2}$.065	.302		517405	268860	
$\frac{1}{2}$.083	.380		594122		
$\frac{5}{8}$.035	.221	219227	118714	562573	221397
$\frac{5}{8}$.049	.301				
$\frac{5}{8}$.065	.389		143638		
$\frac{5}{8}$.083	.570			601945	
$\frac{3}{4}$.035	.267	219251	268284		
$\frac{3}{4}$.049	.376		143654	118772	
$\frac{3}{4}$.065	.490	144171	143662	255825	
$\frac{3}{4}$.083	.600			604943	
$\frac{3}{4}$.095	.610			594172	
$\frac{7}{8}$.049	.440	591899			
1	.035	.360	219308			
1	.049	.498	231237			
1	.065	.649	144189	143688	270079	
1	.120	1.200			602307	
1 $\frac{1}{4}$.062	.823			272225	
1 $\frac{1}{4}$.065	.813				496879
1 $\frac{1}{4}$.083	.813				475344
1 $\frac{1}{4}$.120	1.500		422757		

Note: Widths may be mill edge. Lengths may be random. Dimensions are in inches. All weights are approximate. Sizes not shown may be available upon request.

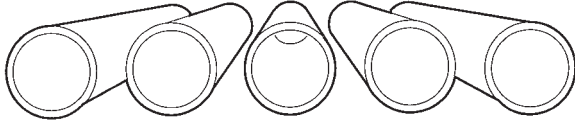
“Annealed” Welded and Seamless Tubing (continued)

Outside Diameter	Wall Thickness	Lbs/Ft	T304 Part Number	T304L Part Number	T316L Part Number	T317L Part Number
1 1/2	.065	.996	118748	444458	231342	
1 1/2	.109	1.658			414364	
1 1/2	.120	2.062	582109			
2	.065	1.343	488258	143727	280058	
2	.134				407286	
2 1/2	.065	1.700		466052	466044	
2 1/2	.120	3.000	405064			
3	.065	2.100	254764			
4	.065	2.800	496188			

Note: Widths may be mill edge. Lengths may be random.
Dimensions are in inches. All weights are approximate.
Sizes not shown may be available upon request.

Stainless Steel Tubing

Ornamental Tubing



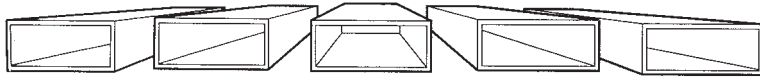
Round Tubing

- Specification: ASTM A 554
- Structural grade, not annealed, not tested, not intended for pressure applications. For use as table legs, railing, boat rails, grab rails, etc.

Outside Diameter	Guage	Wall Thickness	Lbs/Ft	Polished 180 Grit Part Number	Polished Mirror Part Number	T316L Buffed #8 Finish Part Number
1/2	18	.049	.301	489246		
1/2	16	.062	.302	463703		
5/8	18	.049	.301	566006		
3/4	18	.049	.367	218954	231407	
3/4	16	.062	.476	489254	231415	
7/8	20	.035	.314		147925	
7/8	18	.049	.432	218912	133861	
7/8	16	.062	.547	566014	147941	498114
1	18	.049	.498	218881	133887	
1	16	.062	.649	228250	133900	496691
1 1/4	18	.049	.640	470899	467503	
1 1/4	16	.062	.823	218865	231423	496714
1 1/2	16	.062	.996	219201	220422	496706
1 1/2	14	.083	1.280			606000
1 1/2	11	.120	2.062	489262		
1 3/4	16	.062	1.170			496722
1 5/8	16	.062	1.083	220456		
2	16	.062	1.343	221541	221517	496730
2	14	.083	1.700			616712
2	11	.120	3.068	416447		
2 1/2	16	.062	2.153	489270		
2 1/2	11	.120	3.884	489288		
3	16	.062	2.040	489296		

Note: Widths may be mill edge. Lengths may be random.
 Dimensions are in inches. All weights are approximate.
 Sizes not shown may be available upon request.

Ornamental Tubing



Rectangular Tubing

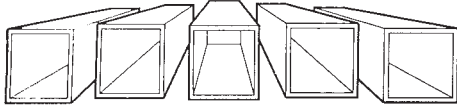
- Specification: ASTM A 554
- Structural grade, not annealed, not tested, not intended for pressure applications. For use as table legs, railing, boat rails, grab rails, etc.

Outside Size	Gauge	Wall Thickness	Lbs/Ft	Standard Mill Finish Part Number	Polished 180 Grit Part Number
1/2 x 1 1/2	16	.062	.826		574342
3/4 x 1 1/2	16	.062	.937		489238
1 x 2	18	.049	.967	148311	
1 x 2	16	.062	1.270		606107
1 x 2	11	.120	2.252	231449	
1 x 3	11	.120	3.068	626424	
2 x 3	11	.120	3.884	148353	
2 x 3	7	.180	5.679	148361	
2 x 4	11	.120	4.700	148387	
2 x 4	7	.180	6.903	148395	
2 x 4	3	.250	8.935	411120	
2 x 5	7	.180	8.127	494843	
2 x 6	7	.180	9.200	414754	
2 x 6	3	.250	12.683	404377	
3 x 4	7	.180	8.127	489123	
3 x 6	7	.188	10.570	462317	
3 x 6	3	.250	13.910	462309	
4 x 6	3	.250	15.620	402561	
4 x 8		.375	31.230	660850	
6 x 8	3	.250	22.420	631607	

Note: Widths may be mill edge. Lengths may be random.
Dimensions are in inches. All weights are approximate.
Sizes not shown may be available upon request.

Stainless Steel Tubing

Ornamental Tubing



Square Tubing

- Specification: ASTM A 554
- Structural grade, not annealed, not tested, not intended for pressure applications. For use as table legs, railing, boat rails, grab rails, etc.

Outside Size	Gauge	Wall Thickness	Lbs/Ft	Standard Mill Finish Part Number	T316L Standard Mill Finish Part Number	Polished 180 Grit Part Number
$\frac{3}{4}$	18	.049	.467	148086		489301
$\frac{3}{4}$	16	.062	.606			148094
1	18	.049	.634			218970
1	16	.062	.826	148117	431992	133926
1	14	.083	1.035	282199		
1	11	.120	1.436	148125	432003	489319
1 $\frac{1}{4}$	18	.049	.800	148133		
1 $\frac{1}{4}$	16	.062	1.047	257893	432011	148141
1 $\frac{1}{4}$	14	.083	1.317	415530		423567
1 $\frac{1}{4}$	11	.120	1.844	148159	432029	
1 $\frac{1}{2}$	16	.062	1.269	148175	432037	219031
1 $\frac{1}{2}$	14	.083	1.601	405569		228284
1 $\frac{1}{2}$	11	.120	2.060	148183	432045	489327
1 $\frac{1}{2}$	7	.180	3.321	421484		
2	16	.062	1.710	148214		133942
2	14	.083	2.163	509339		
2	11	.120	3.068	148230	432053	219015
2	7	.180	4.456	148248	432061	
2	3	.250	6.010	284890	508032	
2 $\frac{1}{2}$	11	.120	3.900	437841		
2 $\frac{1}{2}$	7	.180	5.590	489131		
3	11	.120	4.700	148272		
3	7	.180	6.903	148280	432079	
3	3	.250	8.950	284905	488486	
4	11	.120	6.260	148298		
4	7	.180	9.270	148303	432087	
4	3	.250	12.680	284913	498091	
5	7	.180	11.970		566137	
6	7	.180	14.250	460535	566145	
6	3	.250	19.020	402553	599952	
8	7	.180	19.630		566153	

Note: Widths may be mill edge. Lengths may be random.
Dimensions are in inches. All weights are approximate.
Sizes not shown may be available upon request.

Stainless Steel Wire


Stainless Steel Wire

- Types 304 & 316, Annealed
- Specification: ASTM A 580
- 1, 5, and 10 lb. Spools

Diameter	Temper	Ft/Lb	T-302 5# Part Number	T-304 1# Part Number	T-304 5# Part Number	T-304 10# Part Number	T-304 RDM Part Number
.010	Cold Drawn Annealed	3703.000				257186	
.020	Cold Drawn Annealed	925.000	154192	239154			
.024	Cold Drawn Annealed	642.000		229890	154207		229905
.032	Cold Drawn Annealed	361.000		229913	154215		
.041	Cold Drawn Annealed	220.000		249874	154223		
.051	Cold Drawn Annealed	142.000		239146	249866		
.062	Cold Drawn Annealed	103.000		250524	239374		
.080	Cold Drawn Annealed	57.700		239196	239188		

Dimensions are in inches. All weights are approximate.
Sizes not shown may be available upon request.

Stainless Steel Wire Cloth



- Stocked in rolls 36" wide, 100 ft long

Mesh per inch	Wire Diameter Inch	Opening Width inch	Open Area Percent	Lbs per 100 Sq Ft	Lbs per 100 ft Roll	Part Number
2 x 2	.063	.437	76	51.2	153.6	222830
4 x 4	.047	.203	66	57.6	172.8	222864
6 x 6	.035	.134	65	43.1	120.0	222903
8 x 8	.028	.097	60	41.1	123.3	222929
10 x 10	.025	.075	56	41.2	123.6	222953
16 x 16	.018	.0445	51	34.5	103.5	223014
20 x 20	.016	.0340	46	34.4	103.2	223048
30 x 30	.013	.0203	37	34.8	104.4	223137
40 x 40	.010	.0150	36	27.6	82.8	223103
60 x 60	.0075	.0092	30	23.7	71.1	223161
80 x 80	.0055	.0070	31	16.9	50.7	223195
100 x 100	.0045	.0055	30	14.2	42.6	223226
200 x 200	.0021	.0029	34	6.2	18.9	223250

Dimensions are in inches. All weights are approximate.
Sizes not shown may be available upon request.

Stainless Steel Fasteners

Stainless Steel Continuous Hinge

■ Stocked in 6 foot lengths

Open Width	Thickness	Pin Diameter	Knuckle Length	Lbs/Length	T-304 Part Number
1 $\frac{1}{16}$.040	.091	$\frac{1}{2}$	1.200	241698
1 $\frac{1}{2}$.040	.091	$\frac{1}{2}$	1.680	241591
2	.050	.125	$\frac{1}{2}$	2.850	241606
2	.074	.250	1	5.400	241575
3	.074	.250	1	7.860	241583

Dimensions are in inches. All weights are approximate.
 Sizes not shown may be available upon request.

Notes


Alaskan Quality is achieved through a rigorous program designed to get the right instructions to the right people, so that a product is fabricated correctly the first time.

Since our beginning in 1913, the **Alaskan Quality Program** has been continually analyzed, revised and improved to meet the increasing challenges and complexity of specifications for piping, fittings, and custom fabrication. Our current **Quality Program** allows us to create an assignment of responsibility for engineering, drafting, layout, purchasing, scheduling, fabrication, examination, documentation and packaging. Thus our goal...conformance to specification...is consistently shared with you, the Purchaser.

Alaskan's facilities for radiography, liquid penetrant examination, ultrasonic gaging, hydrotesting and dimensional checking further confirm the quality that the program creates. Our program of proven procedures also enables the certification of parts and pressure vessels with the symbols of UM, U and U2 in accordance with Section VIII of the ASME Boiler and Pressure Vessel Code. Your purchase of **Alaskan** quality-crafted products will enable us to share with you our experience, knowledge and dependability.



Hydrotesting verifies pressure capabilities of pipe and tubing.



Heat-treatment stress relieves fittings after forming.



Geometric accuracy is checked on all Alaskan fittings.



Specialized film reader and digital densitometer are used in interpreting radiographic film.



Radiographic inspection checks the integrity of welds.

Did You Know?

ALASKAN COPPER

Alaskan Copper & Brass Company and Alaskan Copper Works are the nation's largest combination full service center and manufacturer of corrosion resistant alloy products.

The following publications from Alaskan Copper & Brass Company and Alaskan Copper Works are available upon request.

• Mill Products Stock List

*Copper, Brass, Bronze,
Aluminum and Stainless Steel
Sheet, Plate, Bar, Pipe
Tubing, Fittings and Flanges*

Alaskan Copper & Brass Company

Fax (206) 382-7335 Portland, Oregon Fax (503) 238-6849 Vancouver, B.C. FAX (604) 937-0838



• Stainless Steel Piping Products

*Stainless Steel and Other
Corrosion Resistant Metal
Pipe, Flanges and Fittings*

*Alaskan Copper Works
Stainless Products
Division*

Fax (206) 382-7346



• Fabrication Division

*Corrosion Resistant Alloy Heat
Exchangers, Pressure Vessels, Tanks,
Columns, Special Fabrications and
Prefabricated Piping Systems*

*Alaskan Copper Works
Fabrication Division*

Fax (206) 382-4306



• Copper-Nickel Products

*Copper-Nickel Sheet, Plate,
Bar, Pipe, Tubing, Fittings
and Flanges*

Alaskan Copper Works

Fax (206) 382-7335



• Bosses and Welding Outlets

*Branch Outlets Available in
Copper-Nickel, Nickel-Alloys,
Stainless Steel and Other
Corrosion Resistant Alloys*

Alaskan Copper & Brass Company

Fax (206) 382-7335



ALASKAN COPPER WORKS

P.O. BOX 3546
SEATTLE, WASHINGTON 98124-3546
3200 SIXTH AVENUE SOUTH (98134-2106)
PHONE (206) 623-5800

Fabrication Division:
Fax (206) 382-4306

Stainless Products Division:
Fax (206) 382-7346

ALASKAN COPPER & BRASS COMPANY

Seattle
P.O. BOX 3546
SEATTLE, WASHINGTON 98124-3546
3223 SIXTH AVENUE SOUTH (98134-2105)
PHONE (206) 623-5800 FAX (206) 382-7335

Kent
27402 72nd AVENUE SOUTH
KENT, WASHINGTON 98032
PHONE (206) 623-5800 FAX (206) 382-7335

Portland
P.O. BOX 5067
PORTLAND, OREGON 97208-5067
2440 SOUTHEAST RAYMOND (97202-4638)
PHONE (503) 238-7171 FAX (503) 238-6849

San Diego
P.O. BOX 8236
CHULA VISTA, CALIFORNIA 91912
1333 30th STREET, SUITE A
SAN DIEGO, CALIFORNIA 92154-3404
PHONE (619) 423-2546 FAX (619) 423-5310

Vancouver, B.C.
225 NORTH ROAD
COQUITLAM, B.C., CANADA V3K3V7
PHONE (604) 937-6620 FAX (604) 937-0838