

Bronze Fittings

Rough Bronze Screwed Pipe Fittings



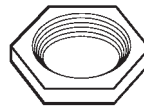
45° Elbows



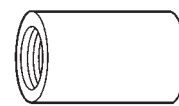
90° Elbows



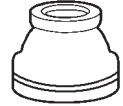
Caps



Lock Nuts



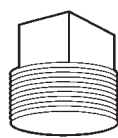
Coupling



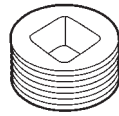
Reducing Coupling



Square Head Plug



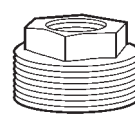
Solid Plug



Countersink Plug



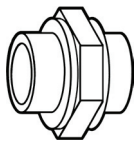
Outside Hex Bushing



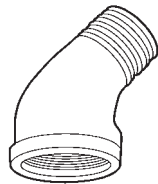
Inside Hex Bushing



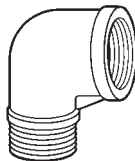
Face Bushing



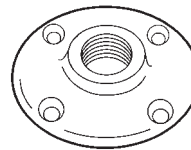
Octagon Union



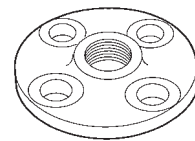
45° Street Elbows



90° Street Elbows



Floor Flanges



Companion Flanges

Important Dimensions	1/8"	1/4"	3/8"	1/2"	3/4"	1"	1 1/4"	1 1/2"	2"	2 1/2"	3"	4"
90° Elbows, C-end	17/32	23/32	13/16	1	1 3/16	1 7/16	1 11/16	1 27/32	2 1/8	2 11/16	3 3/32	3 25/32
45° Elbows, C-end	7/16	9/16	5/8	25/32	7/8	1 1/16	1 7/32	1 5/16	1 7/16	1 15/16	2 3/16	2 5/8
90° Street Elbows	15/16	1 1/8	1 1/4	1 15/32	1 21/32	1 31/32	2 1/4	2 15/32	2 7/8			
45° Street Elbows		7/8	15/16	1 1/16	1 7/32	1 13/32	1 5/8	1 13/16	2 1/8			
Straight Tees, C-end	17/32	23/32	13/16	1	1 3/16	1 7/16	1 11/16	1 27/32	2 1/8	2 11/16	3 3/32	3 25/32
Crosses, C-end	17/32	23/32	13/16	1	1 3/16	1 7/16	1 11/16	1 27/32	2 1/8	2 11/16	3 3/32	3 25/32
Caps, Height	1/2	19/32	11/16	3/4	27/32	1	1 1/8	1 5/32	1 5/16	1 11/16	1 13/16	2 3/32
Locknuts, Thickness	3/16	3/16	7/32	1/4	9/32	5/16	3/8	13/32	15/32	5/8	11/16	13/16
Couplings, Length	13/16	1	1 1/16	1 9/32	1 7/16	1 11/16	1 7/8	1 15/16	2 3/16	2 7/8	3 3/16	3 11/16
Cored Plugs, Head Size	9/32	3/8	7/16	9/16	5/8	13/16	15/16	1 1/8	1 5/16	1 1/2	1 11/16	2 1/4
Solid Plugs, Head Size	9/32	3/8	7/16	9/16	5/8	13/16	15/16	1 1/8	1 5/16	1 1/2	1 11/16	2 1/4
Countersink Plugs, Size				3/8	1/2	1/2	3/4	3/4	7/8	1 1/8	1 3/8	2
Outside Hex Bushing												
Inside Hex Bushing												
Octagon Unions, E-E	1 15/32	1 1/2	1 13/16	1 15/16	2 1/8	2 7/16	2 5/8	3	3 3/8	3 13/16	4 1/8	
Floor Flanges, Diameter		2 1/2	2 1/2	3	3	4	5	5	5			
Companion Flanges, Diameter				3 1/2	3 7/8	4 1/4	4 5/8	5	6	7	7 1/2	9

Dimensions are in inches.
 Sizes not shown may be available upon request.